

Simsbury Board of Selectmen

Water Conservation Program

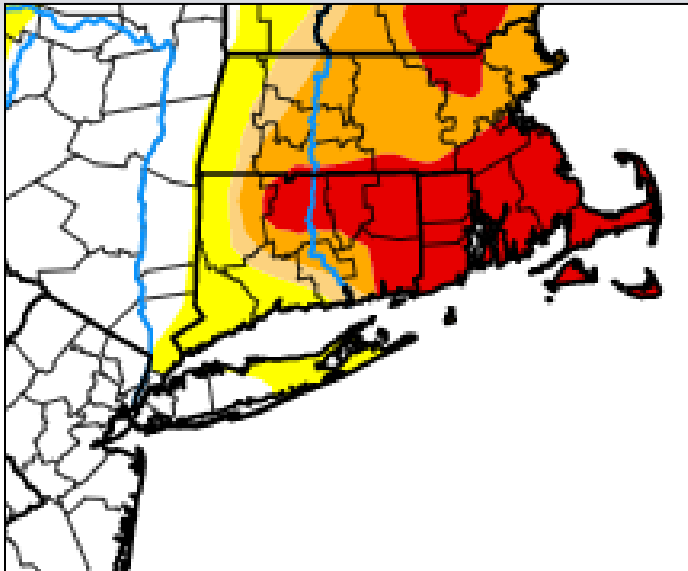
March 22, 2021

George S. Logan
Director - Community Relations








2020 In Review



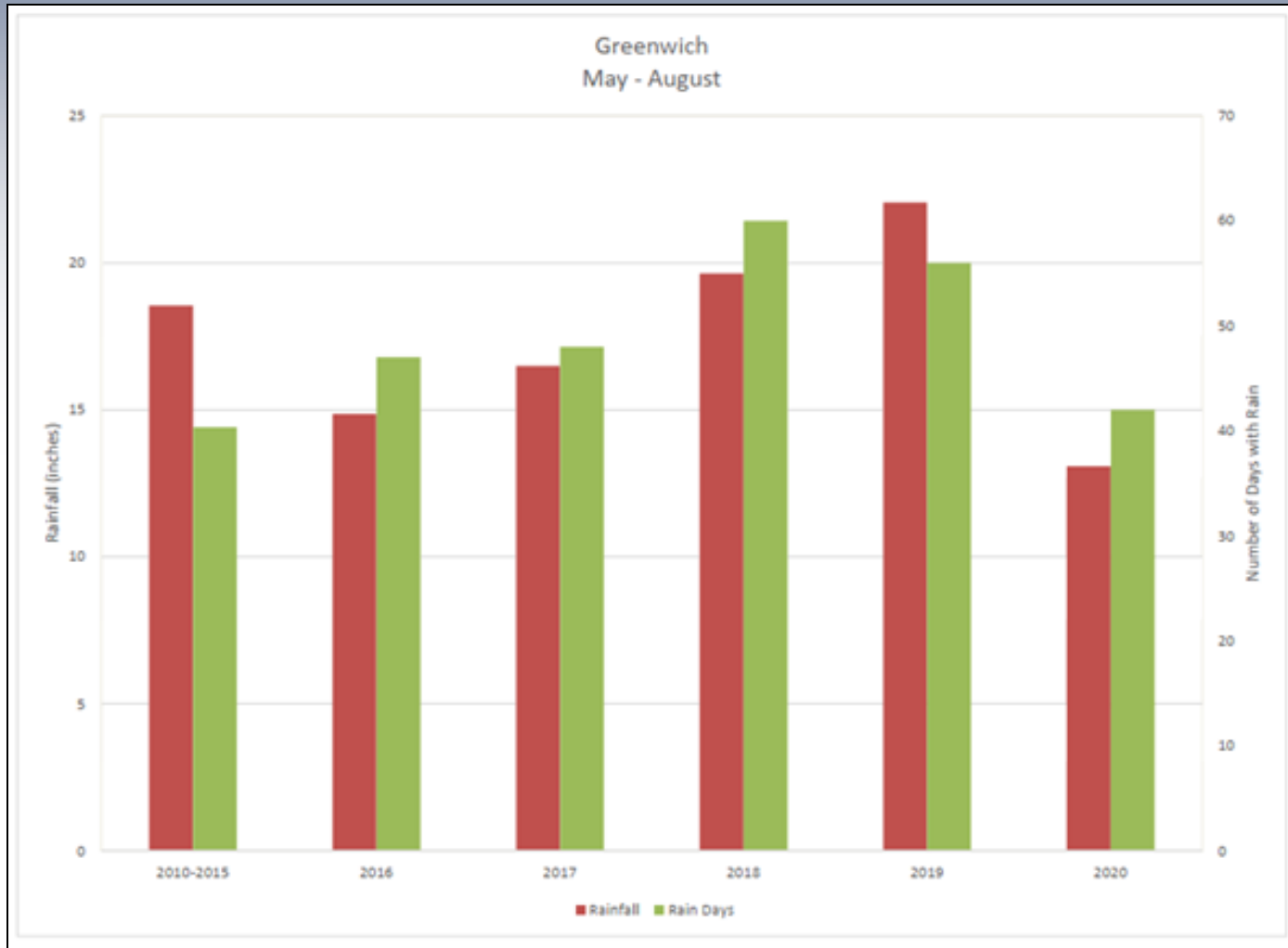
US Drought Monitor – 2020



Intensity:

-  None
-  D0 (Abnormally Dry)
-  D1 (Moderate Drought)
-  D2 (Severe Drought)
-  D3 (Extreme Drought)
-  D4 (Exceptional Drought)
-  No Data

Greenwich Rainfall – May thru Aug



2020 Demands vs 2016 Demands

- 2020 Demands are lower than 2016
- 2016 was the 3rd year of a 3 year drought

| May Through August | Rainfall | SWFC Demand (w/o Suez) | | Greenwich Demand (w/o Suez) | |
|---------------------------|----------|---------------------------|---------------------------|--------------------------------|---------------------------|
| | | MGD | Savings(MG) (123 Days) | | Savings(MG) (123 Days) |
| 2010 - 2015 | 18.55 | 36.20 | | 15.35 | |
| 2016 | 14.86 | 38.25 | | 15.26 | |
| 2017 | 16.49 | 31.22 | | 11.90 | |
| 2018 | 19.64 | 32.26 | | 12.94 | |
| 2019 | 22.05 | 30.67 | | 12.24 | |
| 2020 | 13.08 | 33.79 | | 13.85 | |
| 2020 Difference from 2016 | -1.78 | -4.46 | -548.06 | -1.41 | -173.17 |

Water Conservation

- Already started down this road
- Southwest Fairfield County demands
 - Southwest regional pipeline expansion
- Streamflow regulations
 - 10 years out
 - Loss of 15 MGD



CT Single-Family (SF) Customer Water Use Analysis

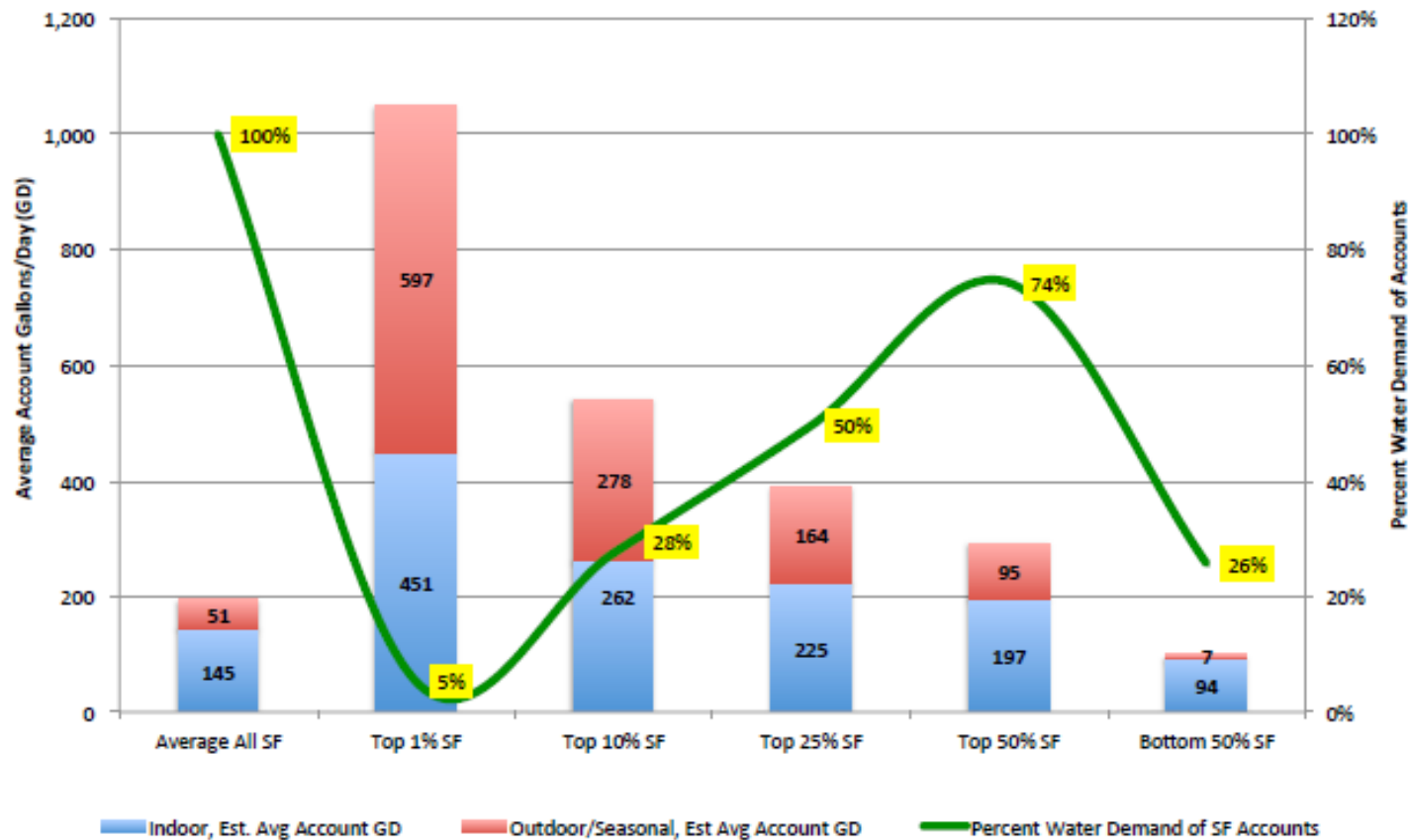
- Average SF 83 GPCD
 - Median SF = 62 GPCD
- CT SF average is below U.S. average domestic 88 gpcd
 - 7 CT systems are above the national average
- Top 1% SF avg. 693 GPCD, 8 times higher than U.S. avg.
 - #1 highest account averages 4,932 GPCD (12,873 GD/acct)
- Bottom 50% avg. 37 GPCD, about 1/3 U.S. avg.
 - Weekenders, seasonal, part-time residents, for sale and under foreclosure, small households, homes with private well augmentation, and “Super savers”

Study Findings

- Most Customers are water efficient
- Small number of users in each customer class are very large users
- Outdoor water use offers a large potential for savings
- Conservation efforts should be focused on:
 - Very high & high users in each customer class

Simsbury – Residential Water Use

Simsbury, CT: Single-Family (SF) Customer Accounts, Average and Percentile Indoor and Outdoor/Seasonal Gallons Per Account Per Day, 2012-2014



Twice-Weekly Irrigation Policy

- Using Dallas Texas Program as a model
- Two days per week maximum
 - Even addresses – Sundays and Wednesdays
 - Odd addresses – Saturdays & Tuesdays
- Applies to:
 - Automatic/buried irrigation systems
 - Hose sprinklers
- Doesn't apply to:
 - Handheld watering, drip irrigation, soaker hoses
- Variance process

Twice-Weekly Irrigation

- Outdoor water use provides the largest potential for savings
- Irrigation is becoming pervasive
- Grass will survive
- Right thing to do
- Reduce the potential for future droughts
- Customer education required
- Enforcement required
 - Rules/laws may be required

Twice-Weekly Irrigation

**Over Two Billion Gallons of Water
Have Been Saved
Over the Last Three Years!**

Simsbury – Water Conservation

- Implement twice-weekly irrigation schedule in 2021
- Schedule runs from April 1 to October 31
- Communications about new requirements
 - Postcard mailings, newsletter reminder stories
 - TV, streaming OTT, print/digital advertising, social media, emails
 - Virtual meeting with Irrigation professionals – April 7
 - Monthly conservation letters to high users throughout our service area
 - FAQs and variance options @ www.aquarionwater.com/watering
 - System water demands tracked on Aquarion website

Simsbury – Water Conservation

For Aquarion Customers in Simsbury Smarter Watering Begins With You



Smarter watering is watering without wasting such an important, irreplaceable resource, while also keeping your lawn and garden looking their best.

Most importantly, it can be as easy as following Aquarion's new, mandatory irrigation schedule. Or go a step further. Upgrade to a high-efficiency, irrigation system. It'll do all the work for you and may even exempt you from the mandatory schedule.

Either way, you'll reduce what the EPA has identified as one of America's biggest water wasters – lawn and garden overwatering.

Meanwhile, you'll make more water available for critical needs throughout your community – like for drinking and fire protection. And that's just plain smart.

Questions? Call Aquarion's Customer Service Center at 1-800-732-9678 or speak to a licensed irrigation professional.

For more information about the irrigation schedule and variance options, visit www.aquarionwater.com/watering

Mandatory, Maximum Twice-Weekly Sprinkler Irrigation Schedule

| Last Digit of Your Address Number | Please Water Only On: |
|-----------------------------------|---|
| 0, 2, 4, 6 or 8 (even numbers) | Sunday & Wednesday 12:01 am – 10:00 am, or 6:00 pm – Midnight |
| 1, 3, 5, 7 or 9 (odd numbers) | Saturday & Tuesday 12:01 am – 10:00 am, or 6:00 pm – Midnight |
| No address number | Sunday & Wednesday 12:01 am – 10:00 am, or 6:00 pm – Midnight |



AQUARION
Water Company

Stewards of the Environment™

© 2021 Aquarion Water Company

AQUARION
Water Company

In Summary

- We need to plan on significantly varying conditions from season to season and from year to year, with dramatic swings in weather conditions and more frequent "extreme" weather and "flash droughts."
- Increased weather events will require more adaptability to maintain water quality and service. Every gallon saved is water that does not need to be pumped, treated and delivered. Conservation helps slow the rise of water rates over the long term.
- Outdoor water use provides the largest potential for savings. Irrigation is becoming pervasive.
- Twice-weekly irrigation schedule begins April 1...runs through October 31.
- Enforcement is required – rules/laws may be required.
- Variance process will be available.
- Water conservation is the right thing to do.



QUESTIONS