



Town of Simsbury

WATER POLLUTION CONTROL
36 Drake Hill Road Simsbury, Connecticut 06070

DATE: June 30, 2021

RE: BID: WPCA/DPW 2021-01
WOODLAND STREET SEWER REPLACEMENT PROJECT Simsbury,
Connecticut

This **Addendum No. 1** includes answers to questions, clarifications, revisions, and additions to the Invitation for Bid. Modifications are hereby made to the Invitation for Bid issued June 14, 2021, for the above-referenced project.

Questions

- 1. Who will cover the cost of pole support if required? Sections of Hopmeadow St. show SNET poles close to proposed sewer. They may require temporary support.**

Answer: If needed, the Contractor will be responsible for payment of support of utilities as needed. The contractor shall be reimbursed by the Town of Simsbury for any utility poles that need to be supported during this project.

- 2. Surplus excavated soils. Can the Town provide environmental borings, disposal site or a waste Stockpile Area and testing as done on DOT projects. Because known contaminants have been found in the area. This raises concerns of liability to the contractor if soils containing contaminants.**

Answer: No known contaminants have been found in the area of Woodland St., testing will not be required. Soil remediation has been completed inside the Dyno Nobel property and results of this remediation can be obtained from Dyno Nobel.

The Contractor shall be responsible for the removal and satisfactory disposal of all surplus materials unless otherwise specified in the Detail Specifications. Town properties shall not be used for such disposal unless specifically authorized by the Engineer in writing.

- 3. Please specify if there are any limits of clearing and limits of use for construction on the entire project as much of it is on private property.**

Answer: Work for the main line sewer on private property will have a twenty (20) foot sewer easement. Property owners will be providing right-to-enter documents to the Town for work required for lateral connections. The contractor will be responsible to restore these properties to the condition prior to the start of work.

- 4. Will precast inverts be acceptable in manholes?**

Answer: No, precast manholes will not be utilized. Specifications call for brick inverts to be used.

- 5. Please provide any restriction from DOT for areas in the DOT road and ROW such as working hours, land closers, police/flaggers, etc.**

Answer: State of CT will allow working hours of 8:00am to 4:30pm in the state right of way. Lane closures of Route 10 (Hopmeadow St) will not be allowed longer than one (1) hour during normal working hours. If lane closures are needed longer than one (1) hour, work must be performed at night after 7:30pm. At a minimum certified flaggers will

be used, police officers may be required if the Chief of Police deems them necessary. Message boards will be required for the duration of the project.

- 6. Due to the volatility of material pricing (i.e. pvc piping & fittings, steel jacking sleeves, etc.). Will the town consider some sort of escalation or go direct with the material suppliers?**

Answer: No price escalation will be provided

- 7. Is bid item #24 (Full-Width Milling and Overlay) intended to be an 1-1/2 mill & overlay on Woodland Street from approximate STA 0+00 to 5+00? Please verify location and provide a detail clarifying depth of mill and thickness of pavement.**

Answer: For work within the Town ROW at Woodland Street / Woodland Place the depth of milling and overlay is 1½". Pavement thickness over the trench shall be a minimum of 3½" (local road) or match existing pavement thickness, whichever is greater. Follow the permanent trench detail and any additional standards provided with the Street Excavation Permit. An updated Town of Simsbury *Pavement Repair Detail* is attached.

Station 0+00 is in the approximate location of House #43 Woodland St, Station 5+00 is approximately House #23 Woodland St

- 8. Please verify that the existing sewer runs from EX-S.M.H. #8 to P-S.M.H. #14 and P-S.M.H. #14 to P-S.M.H. #15 are both to be CIPP-Lined by others and, if so, will they be lined after the work on this contract is complete?**

Answer: The lining of pipes listed will be done after construction is completed by others. Lining is not part of this contract.

- 9. Sheet C8, State road temp and permanent pavement. What is 4" and 9" black base Type I-1, does not match state specifications?**

Answer: State roads shall have a minimum of a six (6) inch binder course and Class 1 type super pave asphalt for the final course, total asphalt depth will be a minimum of 9". WITHIN LIMITS OF CONNECTICUT STATE HIGHWAYS, CONNDOT REQUIREMENTS SHALL GOVERN FOR PAVEMENT, BASE AND RELATED SPECIFICATIONS.

- 10. Who is responsible for compaction testing?**

Answer: Compaction testing is specified under Section 02315 (Excavation, Backfill, Compaction and Dewatering). Refer to Paragraph 1.4.E. Compaction testing will not be required at this time. If the owner requires compaction testing, payment will be made separately for this work.

- 11. Improvements disturbed during the construction of the sewer (i.e. sidewalks, stairs, retaining walls, fencing, landscaping, etc) will they be measured & paid? Or will they be considered, incidental, & paid with the main & laterals?**

Answer: Fencing, sidewalks, flower beds and other items disturbed on private properties will be paid for as part of loam and seed restoration pay item

- 12. Need to clarify sidewalk concrete depth, plans and pay item are different.**

Answer: Sidewalks shall be constructed with a concrete thickness of five (5) inches and a width of five (5) feet. Existing concrete steps leading to Hopmeadow Street will not be replaced. All sidewalks shall meet ADA requirements.

- 13. Does the contractor clean the catch basins after removing the inlet protection?**

Answer: The contractor is required to clean all catch basins after removal of inlet protection.

14. Will driveways need Temp Bit Pavement?

Answer: Temporary bituminous concrete at driveway aprons will be required. Permanent aprons should be constructed as part of the permanent roadway restorations in accordance with the Town of Simsbury *Typical Driveway Apron Detail* (attached).

15. Will the Town require Temporary Bit Pavement in Woodland Street?

Answer: Yes. A temporary trench restoration is required for any disturbance of the existing pavement within the Town Right-of-Way (ROW) at Woodland Street / Woodland Place and a permanent trench is then required typically 6-9 months after the temporary trench is laid, both as shown in the Town of Simsbury *Pavement Repair Detail* (attached). A Street Excavation Permit is required for any work within a Town ROW and the contractor shall follow all additional conditions and details provided with the permit.

16. What are the depths of Milling & Bit Overlay? Town & State?

Answer: For work within the Town ROW at Woodland Street / Woodland Place the depth of milling and overlay is 1½". Pavement thickness over the trench shall be a minimum of 3½" (local road) or match existing pavement thickness, whichever is greater. Follow the permanent trench detail and any additional standards provided with the Street Excavation Permit.

For work within the State ROW a 2" milling is required, WITHIN LIMITS OF CONNECTICUT STATE HIGHWAYS, CONNDOT REQUIREMENTS SHALL GOVERN FOR PAVEMENT, BASE AND RELATED SPECIFICATIONS.

17. If access to the alternate easement needs to be stabilized can material be placed to build a road? Does it need to be removed on completion?

Answer: Material may be brought in to stabilize the construction area; stabilization material brought in must be removed from the flood plain when the project is complete.

18. The spec calls for 2" sand & 6" topsoil for lawn restoration? Please clarify.

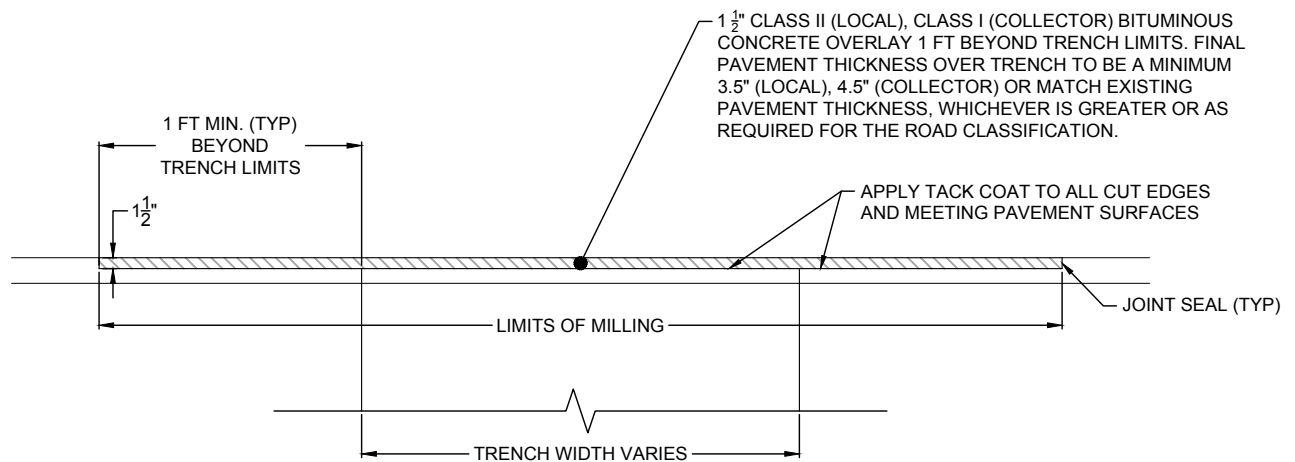
Answer: For lawn restoration, the depth of loam is to be a rolled 6-inch thickness. DELETE reference to the 2" minimum sand layer shown on the "Typical Loam and Seed Detail" shown on the Drawings. UPDATE Paragraph 3.2.A of Section 02920 (Lawns and Grasses) to reflect a 6-inch depth of loam.

19. The spec calls for 18" gravel base under sidewalks? Please clarify.

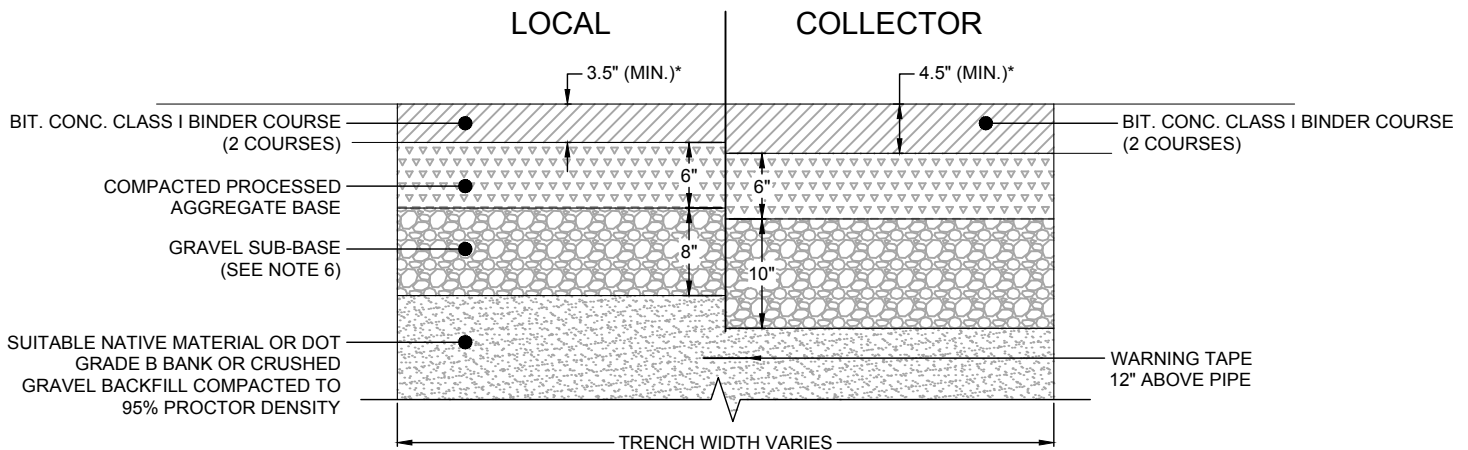
Answer: UPDATE Paragraph 3.1.B. of Section 02775 (Portland Cement Concrete Sidewalks) to require a 10-inch gravel base. UPDATE "Concrete Sidewalk Detail" on the Drawings to indicate a 10-inch gravel subbase.

Clarifications

- A. The contractor should be aware that all work in the State right of way of Route 10 / 202 (Hopmeadow Street) shall be completed under an Encroachment Permit issued by the State of Connecticut Department of Transportation.
- B. Work inside the Dyno Nobel property will require contractors to comply with all safety requirements of Dyno Nobel. This includes a 30 minute training prior to entering the site for the first time. Additionally, in the event of severe weather conditions that involve lightning strikes, the facility will be evacuated.
- C. Soil remediation inside the Dyno Nobel property has been completed, to ensure no issues arise from excavation, all surplus materials will be left on site in an area designated by Dyno Nobel staff.
- D. Trees that are cut down inside the Dyno Nobel property can be chipped on site and left in the area (not wetlands or food plain); stumps can be ground on site or removed from the property.
- E. A fifty (50) foot construction easement will be allowed for work inside the Dyno Nobel property.



TYPICAL PERMANENT TRENCH IN PAVEMENT



TYPICAL TEMPORARY TRENCH IN PAVEMENT

* MATCH EXISTING PAVEMENT THICKNESS (WHICHEVER IS GREATER)

GENERAL NOTES:

- PAVEMENT SHALL BE SAW-CUT UPON COMPLETION OF BACKFILL AND COMPACTION. TACK COAT SHALL BE APPLIED AND TEMPORARY PAVEMENT PLACED AND COMPACTIONED.
- PERMANENT PAVEMENT PATCH TO BE COMPLETED DURING THE NEXT CONSTRUCTION SEASON AFTER CONSTRUCTION OF TEMPORARY PAVEMENT PATCH. THIS WORK SHALL BE COMPLETED UNDER A SEPARATE PERMIT AND COORDINATED WITH ENGINEERING DEPARTMENT.
- FOR PERMANENT PATCH, EXISTING ROAD (AND TEMPORARY PATCH) SHALL BE MILLED TO A DEPTH OF 1 1/2" FOR THE WIDTH OF THE TRENCH AND DISTANCE OF 1 FT OUTSIDE OF SAW-CUT EDGE. IF THE MILLING LIMIT IS WITHIN 3 FT OF THE EDGE OF ROAD, LIMITS OF MILLING SHALL EXTEND TO EDGE OF ROAD. NEW PAVEMENT THICKNESS TO BE 3 1/2" MIN. (4.5" ON COLLECTOR ROADS) OR MATCH EXISTING PAVEMENT THICKNESS - WHICHEVER IS GREATER.
- WITHIN LIMITS OF CONNECTICUT STATE HIGHWAYS, CONNDOT REQUIREMENTS SHALL GOVERN FOR PAVEMENT, BASE AND RELATED SPECIFICATIONS.
- THE TOWN WILL REQUIRE INFRARED METHODS FOR PERMANENT TRENCH RESTORATION IF ROADWAY HAS BEEN RESURFACED WITHIN THE LAST THREE (3) YEARS.
- PROCESSED AGGREGATE CAN BE SUBSTITUTED FOR GRAVEL SUBBASE.
- CALL BEFORE YOU DIG: 811 OR 1-800-922-4455.

Town of Simsbury

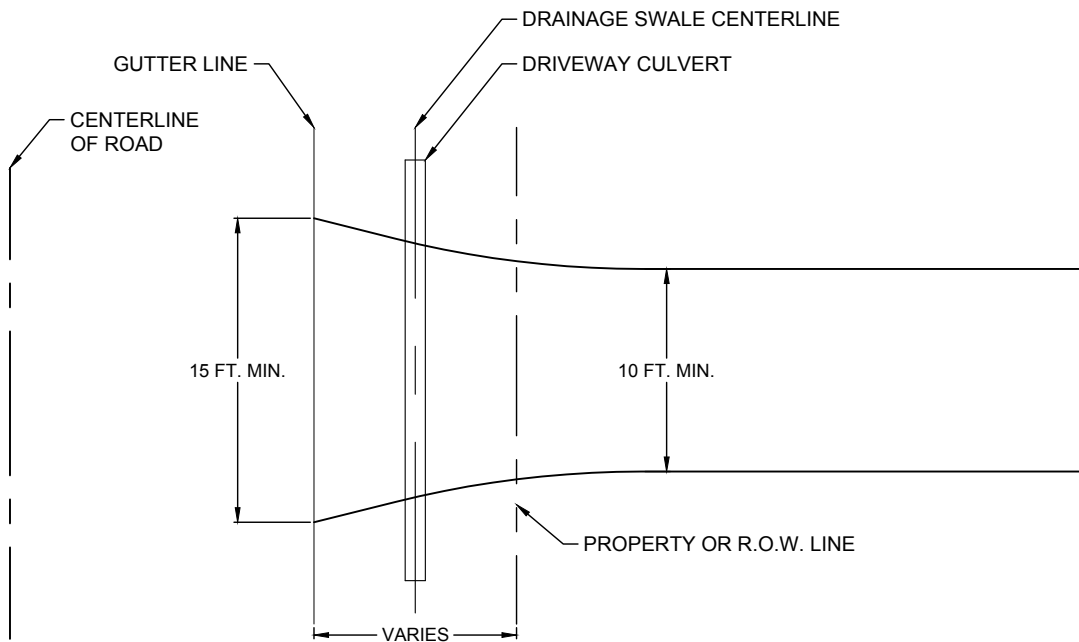
ENGINEERING DEPT.

Pavement Repair Detail

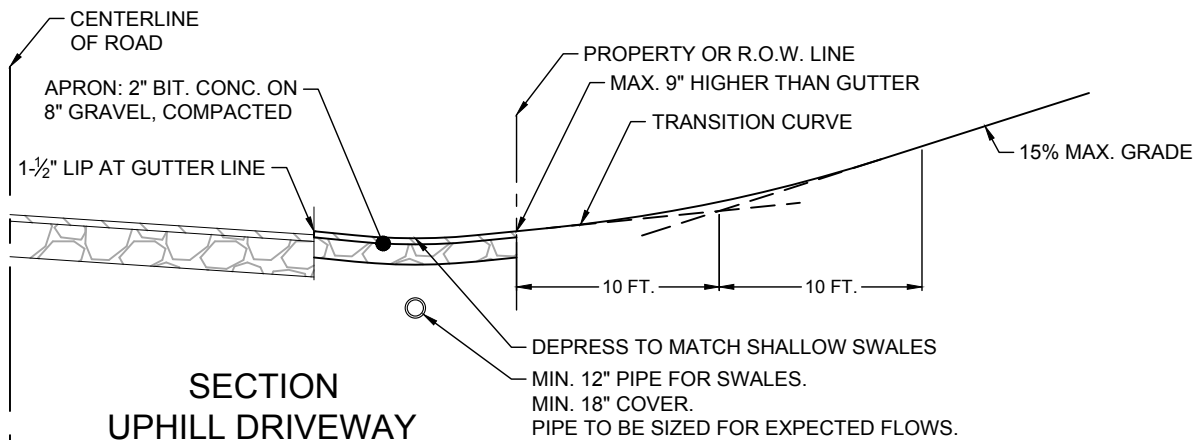
SCALE: NTS

DATE: 01/01/2018

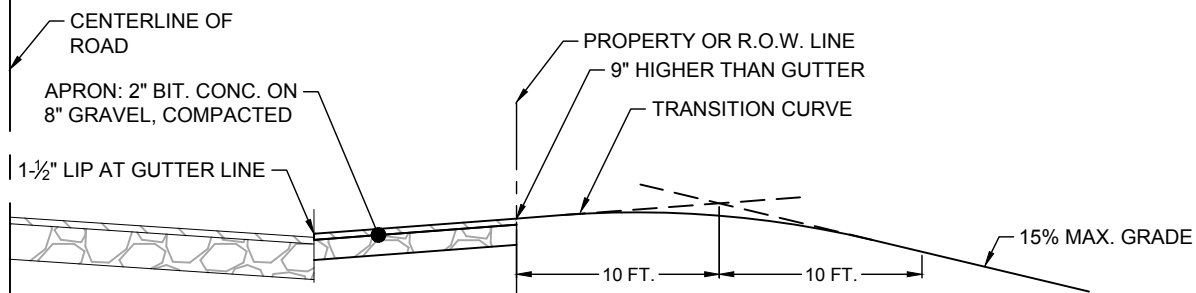
DETAIL 1



PLAN VIEW



**SECTION
UPHILL DRIVEWAY**



**SECTION
DOWNHILL DRIVEWAY**

GENERAL NOTES:

1. WITHIN LIMITS OF CONNECTICUT STATE HIGHWAYS, CONNDOT REQUIREMENTS SHALL GOVERN FOR PAVEMENT, BASE AND RELATED SPECIFICATIONS.
2. CALL BEFORE YOU DIG: 811 OR 1-800-922-4455.

Town of Simsbury

ENGINEERING DEPT.

**Typical Driveway
Apron Detail**

SCALE: NTS

DATE: 01/01/2018

DETAIL 2