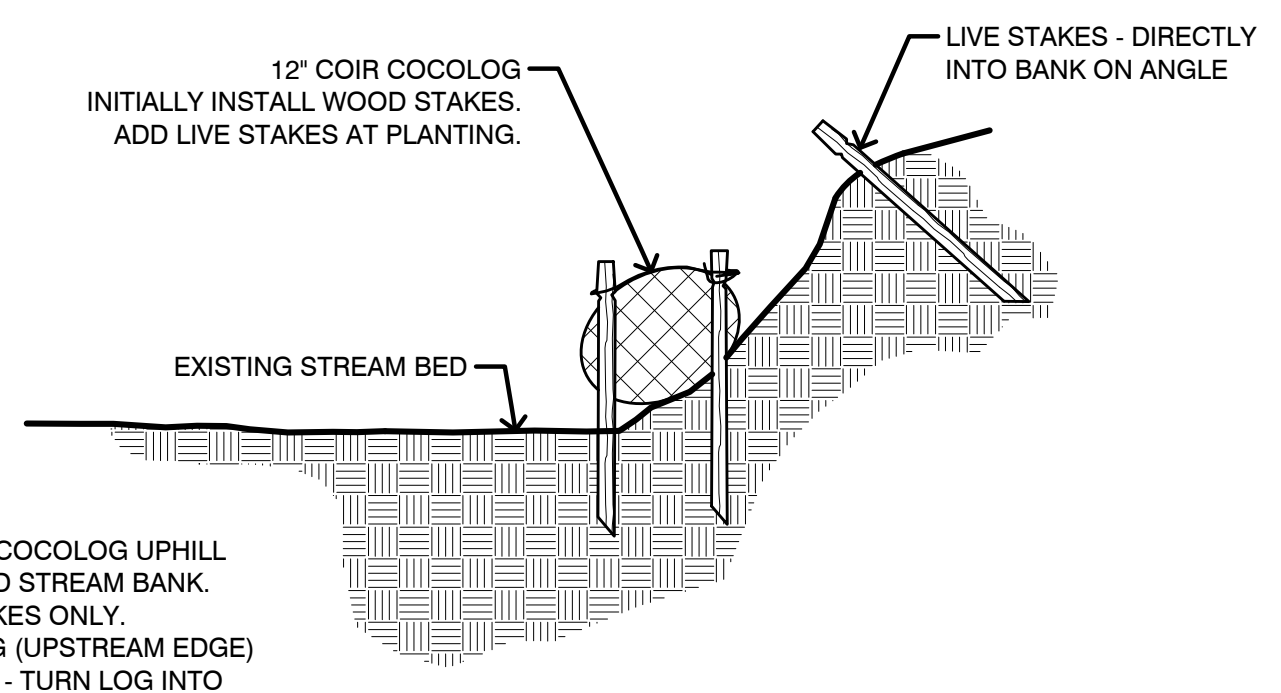


15"Ø RCP
FL=215.62

60 LF PILOT PROGRAM
 PHASE 1 1. INSTALL COCOLOG (2 STAKES) AT BOTTOM OF STREAM BANK W/ LIVE STAKES
 2. LET COCOLOG GET WET AND SILTY
 PHASE 2 3. ADD CAREX STRICTUS (40 PLUGS) ON TOP OF COCOLOG
 PHASE 3 4. INSTALL LIVE STAKES INTO BANK ABOVE COCOLOG (20 STAKES)

12"Ø HDPE
FL=210.87

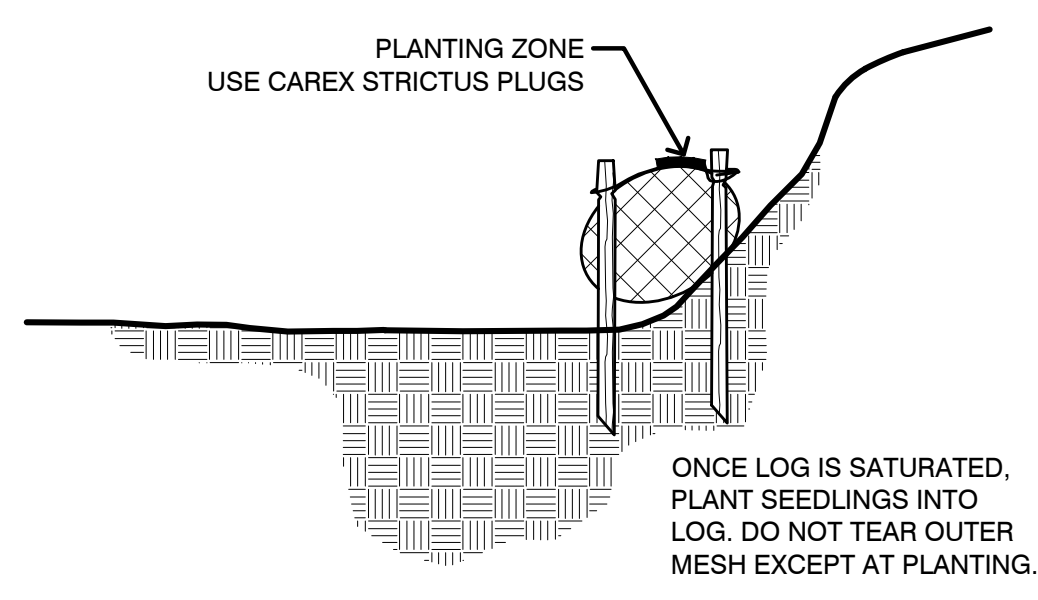
LEGEND
 --- C.L.L. --- CONTRACT LIMIT LINE



- INSTALL ONE COCOLOG UPHILL INTO EXPOSED STREAM BANK.
- USE LIVE STAKES ONLY.
- AT BEGINNING (UPSTREAM EDGE) OF COCOLOG - TURN LOG INTO BANK & SECURE

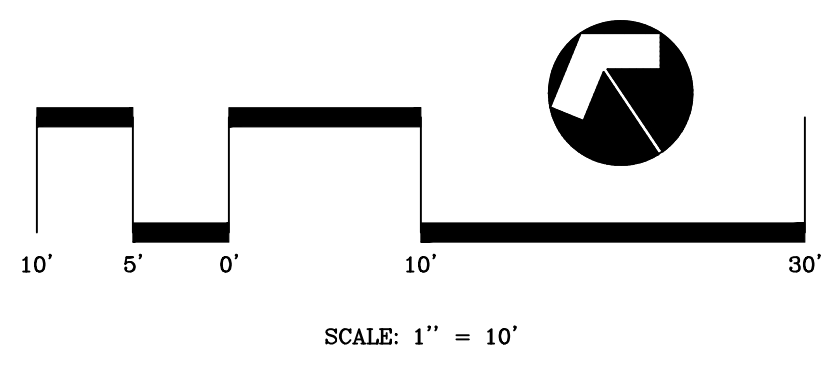
- LIVE STAKE NOTES:**
- USE MIX OF NATIVE SHRUB WILLOW OR SHRUB DOGWOOD LIVE STAKES
 - STAKES SHOULD BE CUT AND INSTALLED IN THE SAME DAY
 - STAKES SHOULD BE ORIENTED WITH BUDS POINTING UP
 - INSTALL ONLY IN DORMANT PERIOD
 - LIVE STAKES SHALL BE 36" WHEN USED TO SECURE COCOLOGS BUT 48" IN BANK WITH A MAXIMUM OF 1/2 EXPOSED
 - DO NOT HAMMER END OF STAKE

STREAM BANK STABILIZATION
 N.T.S.



COIR COCOLOG PLANTING AREA
 N.T.S.

ONCE LOG IS SATURATED, PLANT SEEDLINGS INTO LOG. DO NOT TEAR OUTER MESH EXCEPT AT PLANTING.



**PRIOR TO START OF CONSTRUCTION
 CALL 1-800-922-4455 BEFORE YOU DIG!**

Owner:	Homeadow Country Club 85 Firetown Road Simsbury, CT 06070
Applicant:	Same as Owner
Date:	
Description:	
No.:	
Revisions:	

O:\CIP\2408 Hop Meadow CC Paddle\DWG\2408 Stream Bank Enhancement Plan\Main\January 29, 2024