

artfx

First Church Of Christ | Exterior Signage
Presented September 27, 2021



A - Main Sign
B - Upper Parking Directional Sign
C - Secondary Changeable Sign

D - Lower Parking Directional Sign
E - Building Landmark Sign
F - Projecting Directional Sign

G - Ground Directional Sign
H - Building Landmark Sign
I - Ground Directional Sign

J - Upper/Lower Parking Directional Sign
K - Secondary Changeable Sign



27 Britton Drive, Bloomfield, CT 06002 | 860.242.0031 | 800.466.4278 | 860.242.2898 | artfxsigns.com
 These plans are copyrighted by ARTfx. Unless purchased they are the exclusive property of ARTfx. They are submitted to you for the sole purpose of your consideration of whether to purchase from ARTfx, a sign or architectural product manufactured according to these plans. Distribution or exhibition of these plans beyond your company is forbidden. If you would like to obtain legal ownership of these plans, you may purchase a copyright release from ARTfx.

PROJECT NAME:
 First Church of Christ Exterior Signs

JOB#:
 57313

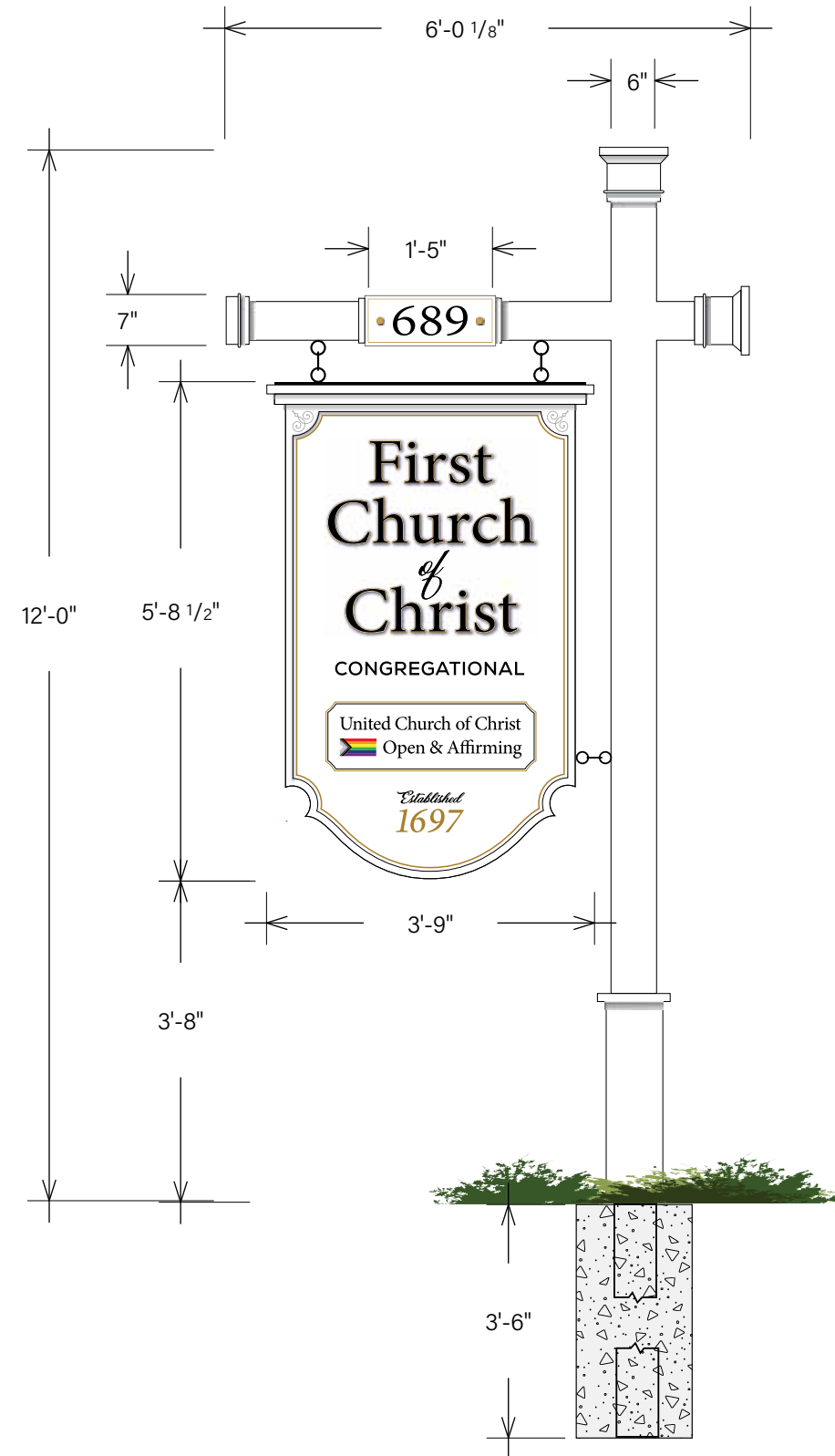
SCALE:
 As Noted

DATE:
 09/27/21

ARTIST:
 PPD

PROOFED BY:

PAGE:
 2



A MAIN SIGN
Scale: 3/4" = 1'


MAIN SIGN
Scale: 1/2" = 1'



27 Britton Drive, Bloomfield, CT 06002 | 860.242.0031 | 800.466.4278 | 860.242.2898 | artfxsigns.com
These plans are copyrighted by ARTfx. Unless purchased they are the exclusive property of ARTfx. They are submitted to you for the sole purpose of your consideration of whether to purchase from ARTfx, a sign or architectural product manufactured according to these plans. Distribution or exhibition of these plans beyond your company is forbidden. If you would like to obtain legal ownership of these plans, you may purchase a copyright release from ARTfx.

PROJECT NAME:
First Church of Christ Exterior Signs

JOB#:	SCALE:	DATE:	ARTIST:	PROOFED BY:	PAGE:
57313	As Noted	09/27/21	PPD		3



B UPPER PARKING DIRECTIONAL SIGN
Scale: 1" = 1'

UPPER PARKING DIRECTIONAL SIGN - 2-SIDED
Scale: 1" = 1'



27 Britton Drive, Bloomfield, CT 06002 | 860.242.0031 | 800.466.4278 | 860.242.2898 | artfxsigns.com
These plans are copyrighted by ARTfx. Unless purchased they are the exclusive property of ARTfx. They are submitted to you for the sole purpose of your consideration of whether to purchase from ARTfx, a sign or architectural product manufactured according to these plans. Distribution or exhibition of these plans beyond your company is forbidden. If you would like to obtain legal ownership of these plans, you may purchase a copyright release from ARTfx.

PROJECT NAME:
First Church of Christ Exterior Signs

JOB#:
57313

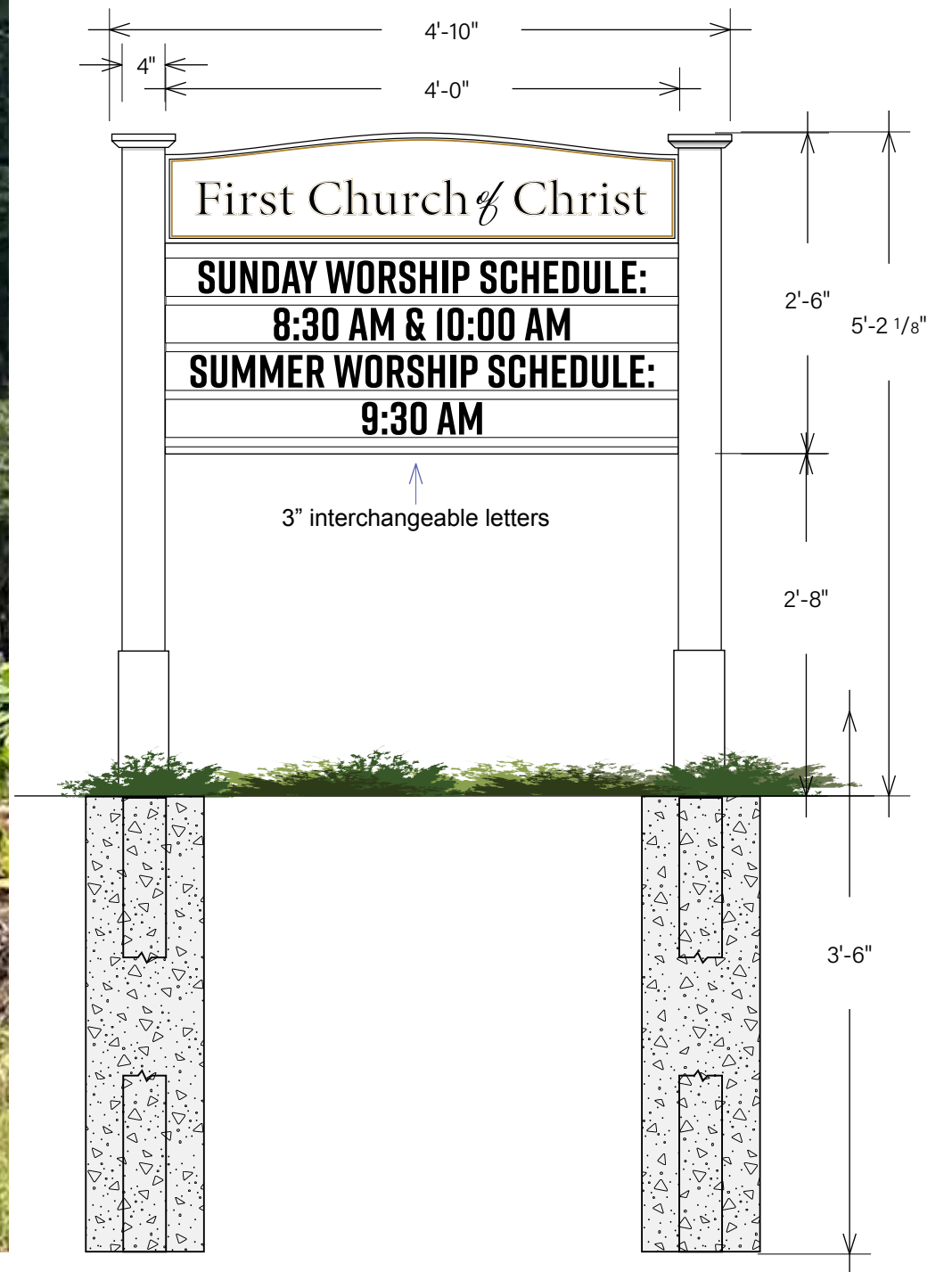
SCALE:
As Noted

DATE:
09/27/21

ARTIST:
PPD


PROOFED BY:

PAGE:
1



C SECONDARY CHANGEABLE SIGN
Scale: 3/4" = 1'

SECONDARY CHANGEABLE SIGN - 2-SIDED
Scale: 3/4" = 1'



D LOWER PARKING DIRECTIONAL SIGN
Scale: 1" = 1'

LOWER PARKING DIRECTIONAL SIGN - 2-SIDED
Scale: 1" = 1'



27 Britton Drive, Bloomfield, CT 06002 | 860.242.0031 | 800.466.4278 | 860.242.2898 | artfxsigns.com
 These plans are copyrighted by ARTfx. Unless purchased they are the exclusive property of ARTfx. They are submitted to you for the sole purpose of your consideration of whether to purchase from ARTfx, a sign or architectural product manufactured according to these plans. Distribution or exhibition of these plans beyond your company is forbidden. If you would like to obtain legal ownership of these plans, you may purchase a copyright release from ARTfx.

PROJECT NAME:
 First Church of Christ Exterior Signs

JOB#:	SCALE:	DATE:	ARTIST:	PROOFED BY:	PAGE:
57313	As Noted	09/27/21	PPD		3

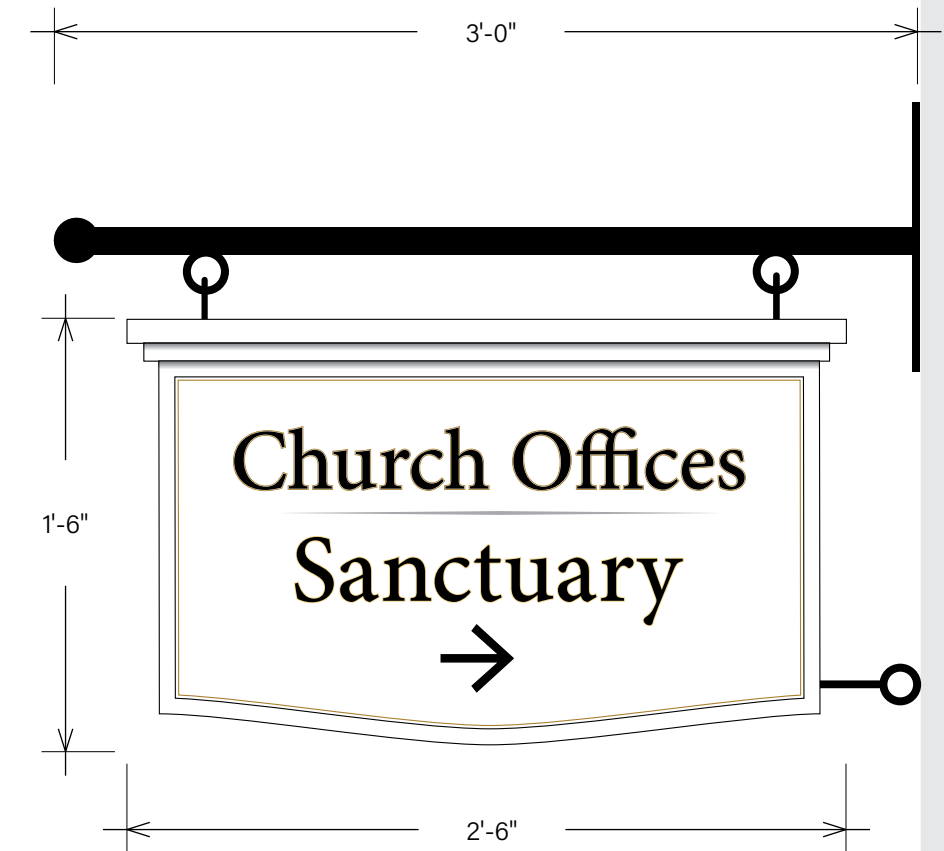


BUILDING LANDMARK SIGN

Scale: 1-1/2"=1'

E BUILDING LANDMARK SIGN

Scale: 1/2"=1'




F PROJECTING DIRECTIONAL SIGN

Scale: 1-1/2"=1'



F PROJECTING DIRECTIONAL SIGN
Scale: 3/4 = 1'



PROJECTING DIRECTIONAL SIGN
Scale: 3/4 = 1'



27 Britton Drive, Bloomfield, CT 06002 | 860.242.0031 | 800.466.4278 | 860.242.2898 | artfxsigns.com
These plans are copyrighted by ARTfx. Unless purchased they are the exclusive property of ARTfx. They are submitted to you for the sole purpose of your consideration of whether to purchase from ARTfx, a sign or architectural product manufactured according to these plans. Distribution or exhibition of these plans beyond your company is forbidden. If you would like to obtain legal ownership of these plans, you may purchase a copyright release from ARTfx.

PROJECT NAME:
First Church of Christ Exterior Signs

JOB#:
57313

SCALE:
As Noted

DATE:
09/27/21

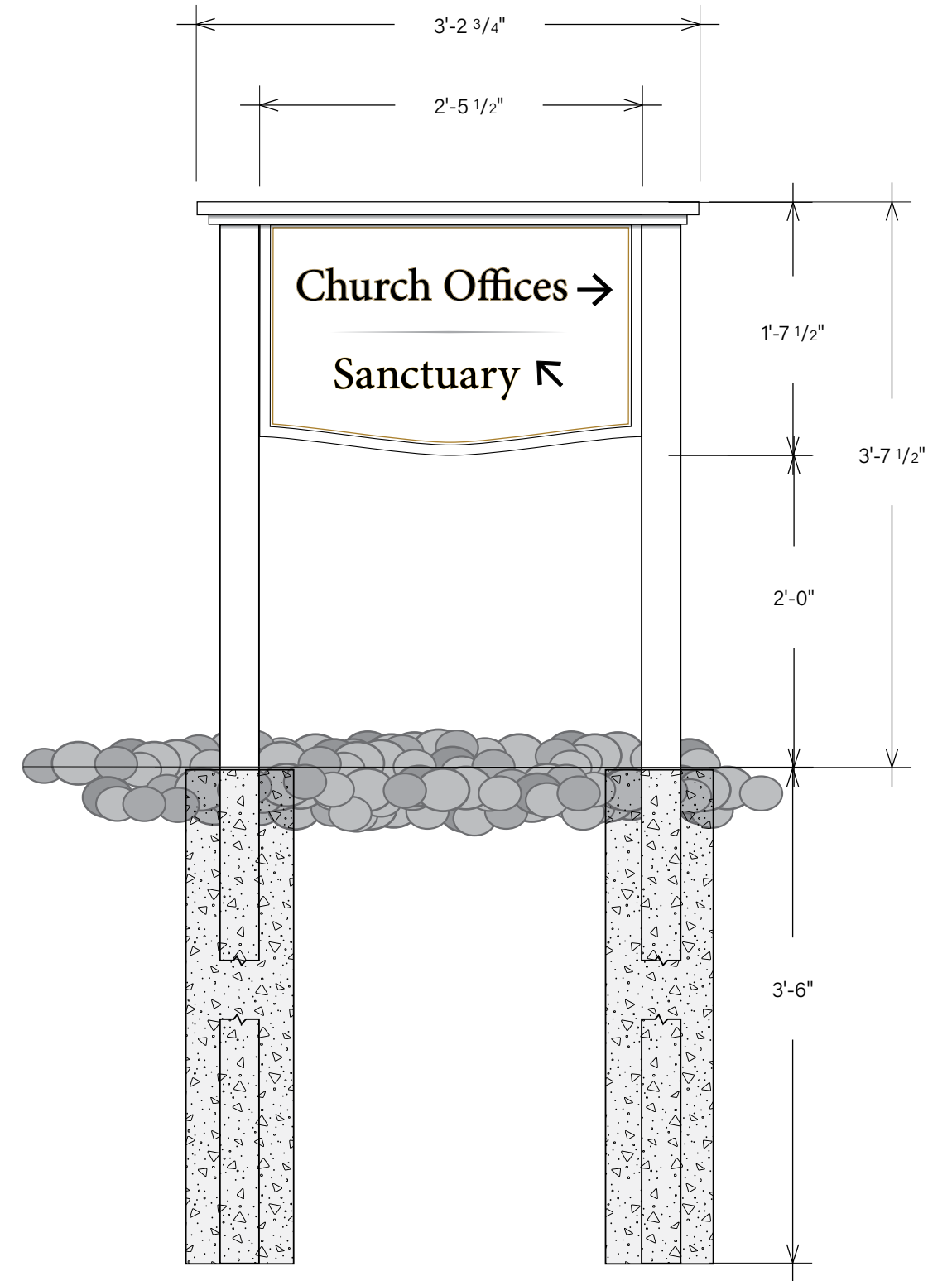
ARTIST:
PPD

PROOFED BY:

PAGE:
5



G **GROUND DIRECTIONAL SIGN**
Scale: 1" = 1'



GROUND DIRECTIONAL SIGN -2 SIDED
Scale: 1" = 1'



27 Britton Drive, Bloomfield, CT 06002 | 860.242.0031 | 800.466.4278 | 860.242.2898 | artfxsigns.com
These plans are copyrighted by ARTfx. Unless purchased they are the exclusive property of ARTfx. They are submitted to you for the sole purpose of your consideration of whether to purchase from ARTfx, a sign or architectural product manufactured according to these plans. Distribution or exhibition of these plans beyond your company is forbidden. If you would like to obtain legal ownership of these plans, you may purchase a copyright release from ARTfx.

PROJECT NAME:

First Church of Christ Exterior Signs

JOB#:

57313

SCALE:

As Noted

DATE:

09/27/21

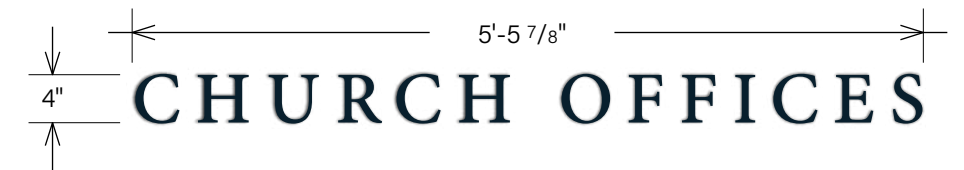
ARTIST:

PPD

PROOFED BY:

PAGE:

6



H EXTERIOR LANDMARK SIGN
 Scale: 3/4" = 1'



27 Britton Drive, Bloomfield, CT 06002 | 860.242.0031 | 800.466.4278 | 860.242.2898 | artfxsigns.com
 These plans are copyrighted by ARTfx. Unless purchased they are the exclusive property of ARTfx. They are submitted to you for the sole purpose of your consideration of whether to purchase from ARTfx, a sign or architectural product manufactured according to these plans. Distribution or exhibition of these plans beyond your company is forbidden. If you would like to obtain legal ownership of these plans, you may purchase a copyright release from ARTfx.

PROJECT NAME:
 First Church of Christ Exterior Signs

JOB#:
 57313

SCALE:
 As Noted

DATE:
 09/27/21

ARTIST:
 PPD

PROOFED BY:

PAGE:
 7



I **GROUND DIRECTIONAL SIGN**
Scale: 1" = 1'

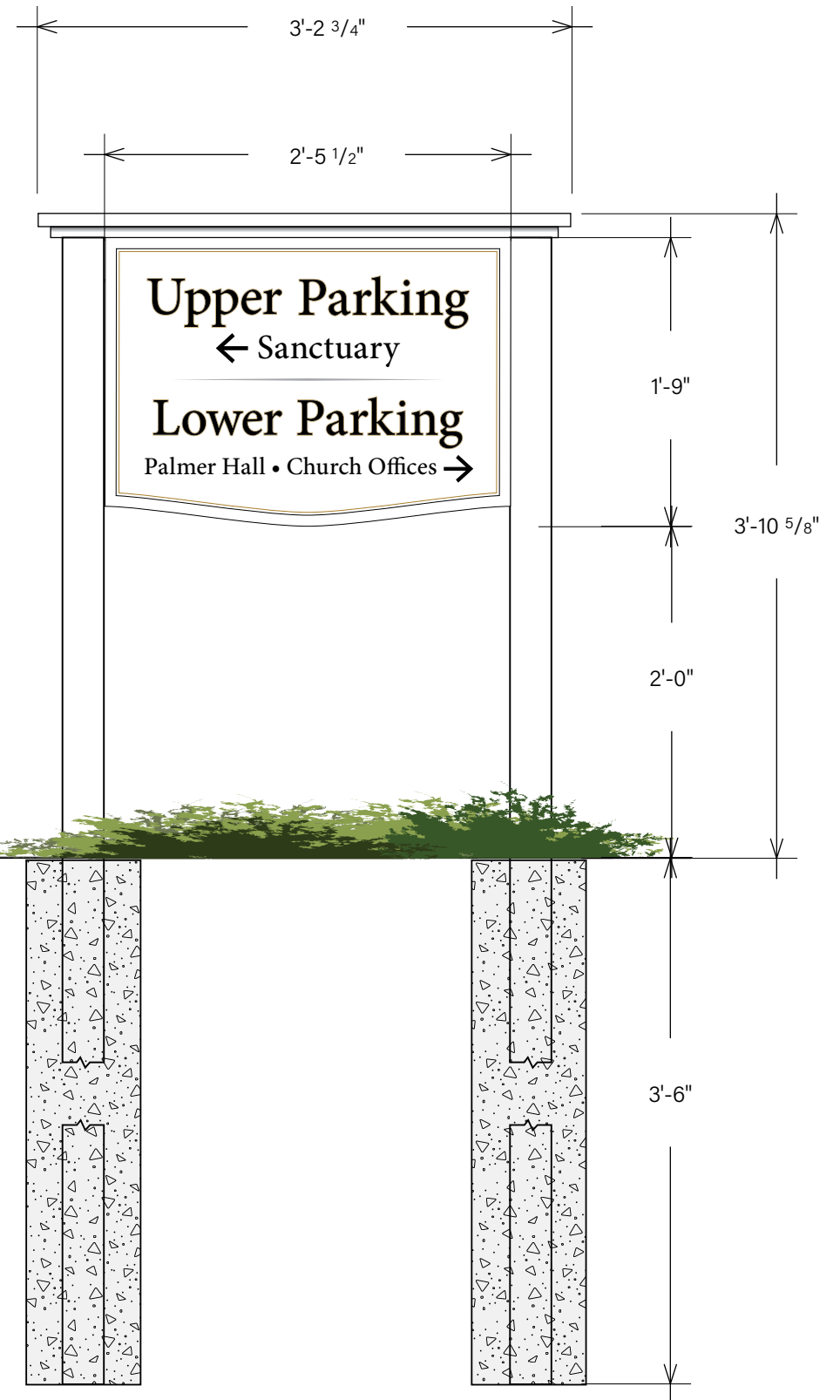
GROUND DIRECTIONAL SIGN
Scale: 1" = 1'



27 Britton Drive, Bloomfield, CT 06002 | 860.242.0031 | 800.466.4278 | 860.242.2898 | artfxsigns.com
These plans are copyrighted by ARTfx. Unless purchased they are the exclusive property of ARTfx. They are submitted to you for the sole purpose of your consideration of whether to purchase from ARTfx, a sign or architectural product manufactured according to these plans. Distribution or exhibition of these plans beyond your company is forbidden. If you would like to obtain legal ownership of these plans, you may purchase a copyright release from ARTfx.

PROJECT NAME:
First Church of Christ Exterior Signs

JOB#:	SCALE:	DATE:	ARTIST:	PROOFED BY:	PAGE:
57313	As Noted	09/27/21	PPD		8



J UPPER/LOWER PARKING DIRECTIONAL SIGN
 Scale: 1/2" = 1'

UPPER/LOWER PARKING DIRECTIONAL
 Scale: 1" = 1'



27 Britton Drive, Bloomfield, CT 06002 | 860.242.0031 | 800.466.4278 | 860.242.2898 | artfxsigns.com
 These plans are copyrighted by ARTfx. Unless purchased they are the exclusive property of ARTfx. They are submitted to you for the sole purpose of your consideration of whether to purchase from ARTfx, a sign or architectural product manufactured according to these plans. Distribution or exhibition of these plans beyond your company is forbidden. If you would like to obtain legal ownership of these plans, you may purchase a copyright release from ARTfx.

PROJECT NAME:
 First Church of Christ Exterior Signs

JOB#:
 57313

SCALE:
 As Noted

DATE:
 09/27/21

ARTIST:
 PPD

PROOFED BY:

PAGE:
 9



K **SECONDARY CHANGEABLE SIGN**
Scale: 1/2" = 1'

SECONDARY CHANGEABLE SIGN - 2-SIDED
Scale: 3/4" = 1'

ADA SIGNS ▪ AERIAL SERVICES ▪ ART & CONSULTING ▪ AWNINGS ▪ BANNERS ▪ BLADE SIGNS ▪ CAD-CAM ▪ CANOPIES ▪ CAST PLAQUES
CHANNEL LETTERS ▪ CORPORATE ART ▪ CRANE SERVICE ▪ CRATING ▪ CUSTOM LIGHTING ▪ CUT METAL LETTERS ▪ CUT PLASTIC LETTERS
DECORATIVE GLASS ▪ DECORATIVE IRONWORK ▪ DISPLAY PRODUCTS ▪ DONOR WALLS ▪ EDGE LIGHTING ▪ ELECTRONIC MESSAGE CENTERS
ETCHED PLAQUES ▪ EXHIBITION GRAPHICS ▪ FAUX FINISHES ▪ FEATURE WALLS ▪ FLAGS ▪ FOUNDATIONS ▪ GLASS SIGNS ▪ GOOSE NECK
LIGHTS ▪ HIGH RISE WORK ▪ LARGE FORMAT PRINTING ▪ LED ARCHITECTURAL LIGHTING ▪ LED RETROFITS ▪ LIGHTING SYSTEMS ▪ LOGOS
MARQUEES ▪ MASONRY WORK ▪ MENUS ▪ MONUMENT SIGNS ▪ MURALS ▪ MUSEUM DISPLAYS ▪ NATIONAL SIGN PROGRAMS ▪ NEON ▪ PAINTING
PARKING LOT LIGHTS ▪ PENNANTS ▪ PERMITS ▪ PRIVACY BANDS ▪ PUSH THROUGH LETTERS ▪ PYLON SIGNS ▪ RENDERINGS ▪ RESTORATION
ROPE LIGHTING ▪ SAND BLASTING ▪ SCULPTURE ▪ SCREEN PRINTING ▪ SHIPPING ▪ SIGN CABINETS ▪ SIGN SERVICES ▪ SIGNAGE SYSTEMS
SPRAY PAINTING ▪ STORE FRONT RENOVATION ▪ STOREFRONT DESIGN ▪ STRUCTURAL ENGINEERING ▪ SURVEYS ▪ TAVERN SIGNS ▪ TIMELINES
VEHICLE GRAPHICS ▪ VIDEO MENUS ▪ VINYL LETTERS ▪ WASH LIGHTING ▪ WAY-FINDING SYSTEMS ▪ WINDOW GRAPHICS ▪ WOODWORK



SIGNS & AWNINGS | ARCHITECTURAL FABRICATION | ART & DESIGN

27 Britton Drive Bloomfield, CT 06002 | 800.466.4278 | 860.242.0031 | artfxsigns.com
State of Connecticut License - Major Contractor 0904088 / Electrical Limited Contractor 0194288-C7