

DAYCARE
34 HOPMEADOW ST
SIMSBURY, CT



COLOR BOARD
3.6.24



ROOF

ARCHITECTURAL ASPHALT
- PEWTER GRAY (OR SIMILAR)




STANDING SEAM METAL
- CHARCOAL (OR SIMILAR)



SIDING FINAL MATERIAL TBD - NOT VINYL


HARDIE® PLANK LAP SIDING

ARCTIC WHITE 7" EXPOSURE



GABLE PANELS & COLUMNS
- WHITE, TRADITIONAL
FINISH (SMOOTH)

WINDOWS MADE IN THE USA



300C SERIES, WHITE VINYL
NEW CONSTRUCTION
PICTURE WINDOWS
WITH SDL GRILLS

DOORS



WHITE



DAYCARE
34 HOPMEADOW ST
SIMSBURY, CT



COLOR BOARD
3.6.24



ROOF RAILING

3'-6" HIGH WHITE VINYL RAILING



PLAYGROUND FENCE

5' HIGH BLACK ALUMINUM



ALL COLORS MAY DIFFER FROM PRINT AND SCREEN. SEE SAMPLES FOR TRUE COLORS. ALL SIGNAGE TO ADHERE TO ZONING REGS.




Pewter Gray


Pewter Gray can add dramatic counterpoint to contemporary exterior color palettes, as well as to stucco or brick facades.



Note: It is difficult to reproduce the color clarity and actual color blends of these products. Before selecting your color, please ask to see several full-size shingles.



St Joseph Catholic Church, Marietta, GA
 Installing contractor: KTM Roofing
 Distributor: Commercial Roofing Specialties
 General contractor: Belfor Property Restoration
 Photo: hortonphotoinc.com
 Profile : Snap-Clad
 Color: Natural copper

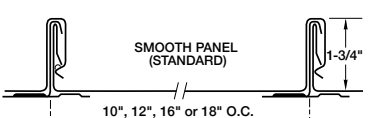


UL 90 ICC E5

SNAP-CLAD

MATERIALS
 .032 aluminum 24 gauge steel
 .040 aluminum 22 gauge steel

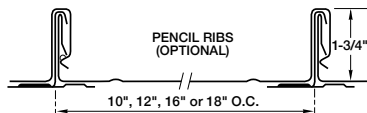
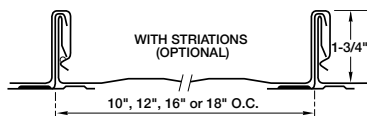
SPECS
 10", 12", 16" or 18" O.C. 1-3/4" High



SMOOTH PANEL (STANDARD)
 1-3/4"
 10", 12", 16" or 18" O.C.



Las Vegas Ballpark, Las Vegas
 Contractor: Southwest Specialty Contractors
 Architect: HOK
 General contractors: Penta Building Group; AECOM Hunt
 Owner: Howard Hughes Corp.
 Photo: Alan Blakely
 Profile: Snap-Clad
 Color: Custom Chocolate Chip



PAC-CLAD[®] STANDARD COLOR CHART

FINISH WARRANTY

Life expectancy is 35 years-plus on 70% PVDF-finished materials. A 35-year, non-prorated finish warranty covering color fade, chalking and film integrity is available at no extra charge. Warranty for Weathered Steel and Weathered Copper does not cover fade. Warranty for Cardinal Red and Award Blue is 10 years for fade and 20 years for chalking and adhesion.

PREMIUM COLORS

Petersen's premium colors include several metallic finishes, plus two two-coat finishes Weathered Steel and Weathered Copper. These colors are ideal for all building envelope applications. A PAC-CLAD 35-year, non-prorated finish warranty applies.

TRIM

PAC-CLAD products are available in prime quality aluminum (.032 - .063), 24 and 22 gauge Galvalume steel, finished with a 70% PVDF finish on the top side, with a washcoat on the bottom. Other metals available include mill finish aluminum, stainless steel, Galvalume Plus and anodized aluminum.

A strippable vinyl film can be applied to coil, flat sheet or fabricated parts to protect painted surfaces. Vinyl masking is recommended where extra handling is expected. NOTE: Vinyl film must be removed immediately after installation.

COMMITMENT TO SUSTAINABILITY

PAC-CLAD products provide unmatched aesthetics and performance, plus an element of sustainability. Where possible, Petersen's PAC-CLAD products include a high percentage of recycled material, which lowers their environmental footprint. Additionally, Petersen products are 100% recyclable which may reduce the stream of solid waste to landfills.


Petersen also offers the industry's widest range of 46 standard colors, most of which feature outstanding SRI (Solar Reflectance Index) values for improved cooling and energy savings performance. Petersen offers multiple finishes that are rated by the Cool Roof Rating Council. In addition, many PAC-CLAD finishes have an SRI of 29 or higher for steep slope roofs, to allow a building to qualify for credits in the U.S. Green Building Council's Leadership in Energy and Environmental Design (LEED) building rating system.



Petersen has been a proud partner with Sherwin-Williams Coil Coatings since 1972


NOTE: Colors below are not exact representations of actual PAC-CLAD colors. Ask a Petersen representative for a color-chip chart or painted metal samples before making final color selection.

STANDARD COLORS



* Denotes PAC-CLAD Cool Color

PREMIUM COLORS





HardiePlank® lap siding creates a signature style that's uniquely yours.

HardiePlank® Lap Siding Select Cedarmill® Iron Gray
HardieTrim® Boards Smooth Arctic White



Traditional beauty that goes beyond tradition.

Wrap your home in clean, classic lines with low-maintenance HardiePlank® lap siding, which gives your home the warm and welcoming look you've always imagined.

"HardiePlank® lap siding was really able to provide the aesthetic I was going for. Now our home looks back to its original farmhouse look and feel."

Holly W. used Hardie® fiber cement products to re-side her 1800s-era farmhouse.

Learn more about our array of products at [jameshardie.com/products](https://www.jameshardie.com/products)

HardiePlank® Lap Siding Select Cedarmill® Khaki Brown
HardieTrim® Boards Smooth Arctic White

CLASSIC AZEK

Available in smooth and woodgrain finish

PAINTPRO TECHNOLOGY

Reversible (one side smooth, one side woodgrain)

Smooth Finish

Woodgrain Finish

All AZEK Trim is long-lasting, moisture-resistant, and keeps its appearance with very little maintenance. Easily mill and route our trim, or heat form it before painting, for exquisite customized or curved applications. Classic AZEK Trim's brilliant white complements any exterior while AZEK Trim with PaintPro® was made to be painted.

PROTECTIVE FILM KEEPS CLASSIC WHITE TRIM CLEAN

Classic AZEK Trim with protective film is available for smooth and woodgrain finishes. To ensure it looks as beautiful on your client's home as it does when it leaves our facilities, AZEK Trim comes with a protective film to preserve the crisp white semi-matte finish.

NOMINAL THICKNESS	NOMINAL WIDTH						
5/4	4	5	6	8	10	12	16
4/4	SW	SW	SW	SW	SW	SW	SW
5/8	SW	SW	SW	SW	SW	SW	SW

The film protects AZEK Trim through every production phase:

- Shipping
- Repackaging
- Installation
- Storage
- Handling

AZEK Trim with protective film should be kept dry prior to installation. Do not expose film to direct sunlight for extended periods. Protective film can be removed prior to, during, or immediately after installation.

AZEK TRIM

8/4 X THICKNESS		18'
NOMINAL	ACTUAL	
8/4 x 4	1 1/2" x 3 1/2"	S
8/4 x 6	1 1/2" x 5 1/2"	S
8/4 x 8	1 1/2" x 7 1/2"	S
8/4 x 10	1 1/2" x 9 1/2"	S
8/4 x 12	1 1/2" x 11 1/2"	S

6/4 X THICKNESS		20'
NOMINAL	ACTUAL	
6/4 x 4	1 1/2" x 3 1/2"	W
6/4 x 6	1 1/2" x 5 1/2"	W
6/4 x 8	1 1/2" x 7 1/2"	W
6/4 x 10	1 1/2" x 9 1/2"	W
6/4 x 12	1 1/2" x 11 1/2"	W

5/4 X THICKNESS		12'	16'	18'	20'
NOMINAL	ACTUAL				
5/4 x 4	1" x 3 1/2"	SW	P	SW	SW
5/4 x 5	1" x 4 1/2"	SW		SW	SW
5/4 x 6	1" x 5 1/2"	SW	P	SW	SW
5/4 x 8	1" x 7 1/2"	SW	P	SW	SW
5/4 x 10	1" x 9 1/2"	SW	P	SW	SW
5/4 x 12	1" x 11 1/2"	SW	P	SW	SW
5/4 x 16	1" x 15 1/2"	SW	P	SW	SW

4/4 X THICKNESS		12'	16'	18'
NOMINAL	ACTUAL			
1 x 2	3/4" x 1 1/2"		P	SW
1 x 3	3/4" x 2 1/2"		P	
1 x 4	3/4" x 3 1/2"	SW	P	SW
1 x 5	3/4" x 4 1/2"	SW		SW
1 x 6	3/4" x 5 1/2"	SW	P	SW
1 x 8	3/4" x 7 1/2"	SW	P	SW
1 x 10	3/4" x 9 1/2"	SW	P	SW
1 x 12	3/4" x 11 1/2"	SW	P	SW
1 x 16	3/4" x 15 1/2"	SW	P	SW

5/8 X THICKNESS		12'	18'
ACTUAL			
5/8" x 3 1/2"	SW	SW	
5/8" x 5 1/2"	SW	SW	
5/8" x 7 1/2"	SW	SW	
5/8" x 9 1/2"	SW	SW	
5/8" x 11 1/2"	SW	SW	
5/8" x 15 1/2"	SW	SW	

Smooth Finish (S)

Woodgrain Finish (W)

PaintPro Technology (P)

PaintPro Sheet Sheet ATM Sheet

AZEK SHEET

Applications over 16" wide are easy with AZEK Sheet. Use Sheet for bay windows, dormers, and raised panels.

SHEET	8'	10'	12'	18'	20'
ACTUAL					
3/8" x 4'	SW	SW	S	S	
1/2" x 4'	SWP	SWP	SP	S	
5/8" x 4'	S	S	S	S	
3/4" x 4'	SWP	SWP	S	S	
1" x 4'	S	S	S	S	S

AZEK-TO-MILL (ATM)

ATM's thick profile makes it an ideal material for fabrication. Its consistent density offers a superior product for milling operations.

AZEK TO MILL	8'	10'	12'	18'	20'
ACTUAL					
1 1/2" x 9 1/2"				S	
1 1/2" x 3 1/2"				S	
1 1/2" x 5 1/2"				S	
1 1/2" x 7 1/2"				S	
1 1/2" x 9 1/2"				S	
1 1/2" x 11 1/2"				S	
1 1/2" x 48" Sheet	S				
1 1/2" x 48" Sheet	S	S	S	S	S



300C Picture

One of the most functional, most efficient vinyl picture windows on the planet

The 300C window utilizes a New England Style 3 1/2" Cambridge Flat Casing which integrates a built-in J-channel pocket for siding and nail-fin for installation. (filler available)

An elegant, classic look and advanced design with high thermal ratings and glazing package options that meet or exceed Energy Star requirements.

NFRC Thermal Performance Data*

GLAZING	U-VALUE	SHGC	VLT
Energy Star U4	0.22	0.28	0.50
Low E w/ Argon	0.25	0.30	0.55
Energy Star III	0.26	0.39	0.55
High Perf. Low E	0.29	0.30	0.55
Clear	0.45	0.65	0.68

*contact us to see thermal data with grids.

KAS-KEL NEW CONSTRUCTION WINDOWS WILL OFFER YOU A LIFETIME OF WORRY-FREE OPERATION, BACKED BY ONE OF THE BEST WARRANTIES IN THE INDUSTRY.



Features

	STANDARD	OPTION
MATERIALS	High-grade PVC delivers exceptional strength and thermal performance. White or beige Interior	✓
	Fusion Welded Sash and Frame	✓
	3 1/4" Frame Depth	✓
PERF	DP 35 Rating	✓
GLAZING	Energy Star III	✓
	Energy Star U-4	✓
	Clear insulated glass (3/4")	✓
	Duralite flexible, warm-edge spacers	✓
GRILLS	Tints, Tempered and Double Strength and other options available	✓
	3/4" Contoured Grill Between the Glass	✓
CONSTRUCTION	3/4" Contoured SDL with spacer bar	✓
	3 1/2" Cambridge Flat Casing	✓
	Integral Nail Fin	✓
	Integral Nail Fin and J-Channel	✓
	Available without J-Channel	✓
	4 9/16", 6 9/16", and custom Pre-Primed Extension Jamb	✓




Classic Craft® Founders Collection™

Traditional | Time-Honored | Decorative

Glass Options



Augustine. ✗



Borrassa. ✗



Provincial™ ◆ ■



Longford™ ◆ ■



Lucerna. ◆ ■



Satin Etch



Chord



Rainglass



Granite

Also Available:
Low-E Glass

Caming Options

- ◆ Black Nickel Caming (1D)
- Brushed Nickel Caming (1C)
- ✗ Wrought Iron (1W)

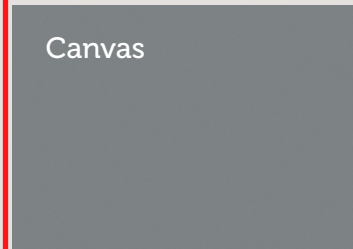
CLEAR GLASS

Grain & Texture Options



Mahogany Grain

Formerly Classic-Craft Rustic
and Mahogany Collections



Canvas

Popular looks inspired by design.

Explore more options at www.thermatru.com/ClassicCraft.



CCV1528 / Canvas with Borrassa Glass Finished in Peregrine




CCR30028 / Mahogany Grain with Provincial Glass Finished in Quarry Ridge



CCR30020 / Mahogany Grain with Low-E Glass Finished in Raven



CCV05027 / Canvas with Augustine Glass Finished in Onyx



CCR2802 / Mahogany Grain with Lucerna Glass Finished in Driftwood



CCM306CAL / Mahogany Grain with Low-E Glass and SDLs Finished in Mulberry



CCM306CAR / Mahogany Grain with Low-E Glass and SDLs Finished in Mulberry



CCM302LXC / Mahogany Grain with Chord Glass Finished in Sandalwood



CCM302RXC / Mahogany Grain with Chord Glass Finished in Sandalwood



CCR20023 / Mahogany Grain with Longford Glass Finished in New Earth



CCM302 / Mahogany Grain with Lucerna Glass Finished in Autumn Harvest




CCV06028 / Canvas with Provincial Glass Finished in Elk



CCR205 / Mahogany Grain Finished in Barley



CCV220 / Canvas Finished in Cabernet



CCM60 / Mahogany Grain Finished in Rustic Clay

DOOR STYLE ONLY

Premium Vinyl Railing

Attractive designs manufactured from the highest quality vinyl, up to 50% stronger than other brands.



The Berkshire™ Railing

Color:

Rail: 2" x 3.5" top & bottom rail

Railing Height: 36" & 42" (bottom rail 2" from the ground)

Spindle Style: 1.5" Square Spindle

Length: 4', 6' & 8' straight; 6' & 8' stair

Aluminum Inserts:

Top Rail Insert–included

Bottom Rail Insert–optional

Stair Rail–top & bottom rail inserts are included

IRC¹ & IBC¹

Brackets Included

The Washington™ Railing

Color:

Rail: T-Rail top rail & 2" x 3.5" bottom rail

Railing Height: 36" & 42" (bottom rail 2" from the ground)

Spindle Style: 1.5" Square Spindle

Length: 4', 6', 8' & 10' straight; 6' & 8' stair

Aluminum Inserts:

Top Rail Insert–included

Bottom Rail Insert–optional

Stair Rail–top & bottom rail inserts are included

IRC¹ & IBC¹

Brackets Included



The Burlington™ Railing

Color:

Rail: 2" x 3.5" top & bottom rail

Railing Height: 36" & 42" (bottom rail 2" from the ground)

Spindle Style: 1.5" Colonial Spindle

Length: 4', 6' & 8' straight; 6' & 8' stair

Aluminum Inserts:

Top Rail Insert–included

Bottom Rail Insert–optional

Stair Rail–top & bottom rail inserts are included

IRC¹ & IBC¹

Brackets Included

The Addison™ Railing

Color:

Rail: T-Rail top rail & 2" x 3.5" bottom rail

Railing Height: 36" & 42" (bottom rail 2" from the ground)

Spindle Style: 1.5" Colonial Spindle

Length: 4', 6', 8' & 10' straight; 6' & 8' stair

Aluminum Inserts:

Top Rail Insert–included

Bottom Rail Insert–optional

Stair Rail–top & bottom rail inserts are included

IRC¹ & IBC¹

Brackets Included

PICKETS

.75" SQ. x .045"

RAILS


1.4375" x 1.25" x (.110" SIDE / .090" TOP)
FORERUNNER® RAILS

POSTS

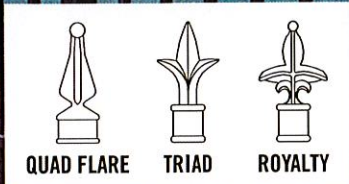

2.5" SQ. x .060"
With reinforced internal web.

HEIGHTS

3', 3½', 4', 4½', 5', 6'
Custom heights also available.



MAJESTIC™



QUAD FLARE

TRIAD

ROYALTY

GENESIS™




CONQUEROR™



WARRIOR™

PANELS



3-RAIL & 4-RAIL
PANELS
AVAILABLE

COLORS



BLACK

BRONZE

WHITE

Custom colors also available.
Refer to color sample for actual color.

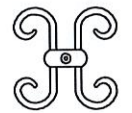
ADORNMENTS



BALL CAP



RING
(internally secured)



BUTTERFLY
SCROLL