

# Town of Simsbury Budget Presentation FY 2013-2014



Board of Finance Meeting  
March 27, 2013



# Overview



- **Budget Goals**
- **Pressures on the 2013-2014 Budget**
- **Budget History**
- **Where Do Your Tax Dollars Go?**
- **Cost Saving Efforts**
- **Board of Selectmen Adopted Budget**
- **Next Steps in Budget Process**

# Budget Goals



- Provide for public health and safety
- Provide quality services at an affordable cost
- Maintain Simsbury's status as one of the best towns in Connecticut:
  - ❖ Simsbury Ranked #1 in Hartford Magazine's List of Top Towns
  - ❖ Ranked #39 in the country on a list of "Best Places to Live" by Money Magazine in 2011

# Pressures on Town Budget

- **Expenses:**
  - Health Insurance
  - Pensions
  - Contract Settlements
  - Utilities & Materials

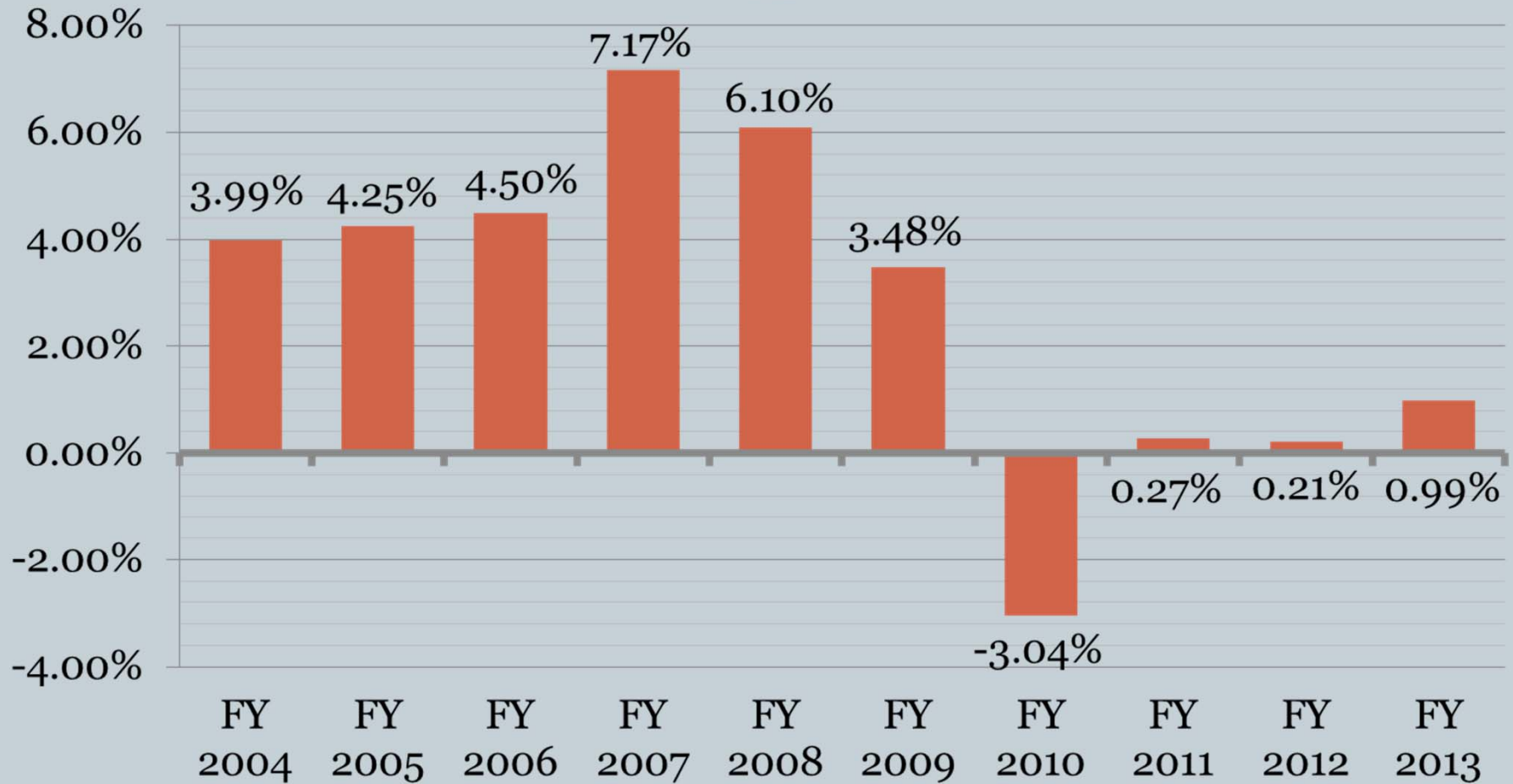


# Pressures on Town Budget

- **Revenues:**
  - Grand List Stagnant
  - Revaluation
  - State Aid Reductions
  - The Hartford uncertainty



# Recent BOS Budget History



# Budget Increases/Decreases



# Median Net Taxable Assessments



## **2002-2006 Grand Lists**

Median Net Taxable Assessment = \$179,000

Which indicates an average home value of approx. \$256,000

## **2007-2011 Grand Lists**

Median Net Taxable Assessment of \$231,000

Which indicates an average home value of approx. \$330,000

## **2012 Grand List (recent revaluation)**

Median Net Taxable Assessment of \$193,000

Which indicates average home value of approx. \$276,000



# Median Net Taxable Assessments



## **2002-2006 Grand Lists**

Median Net Taxable Assessment = \$179,000

Which indicates an average home value of approx. \$256,000

## **2007-2011 Grand Lists**

Median Net Taxable Assessment of \$231,000

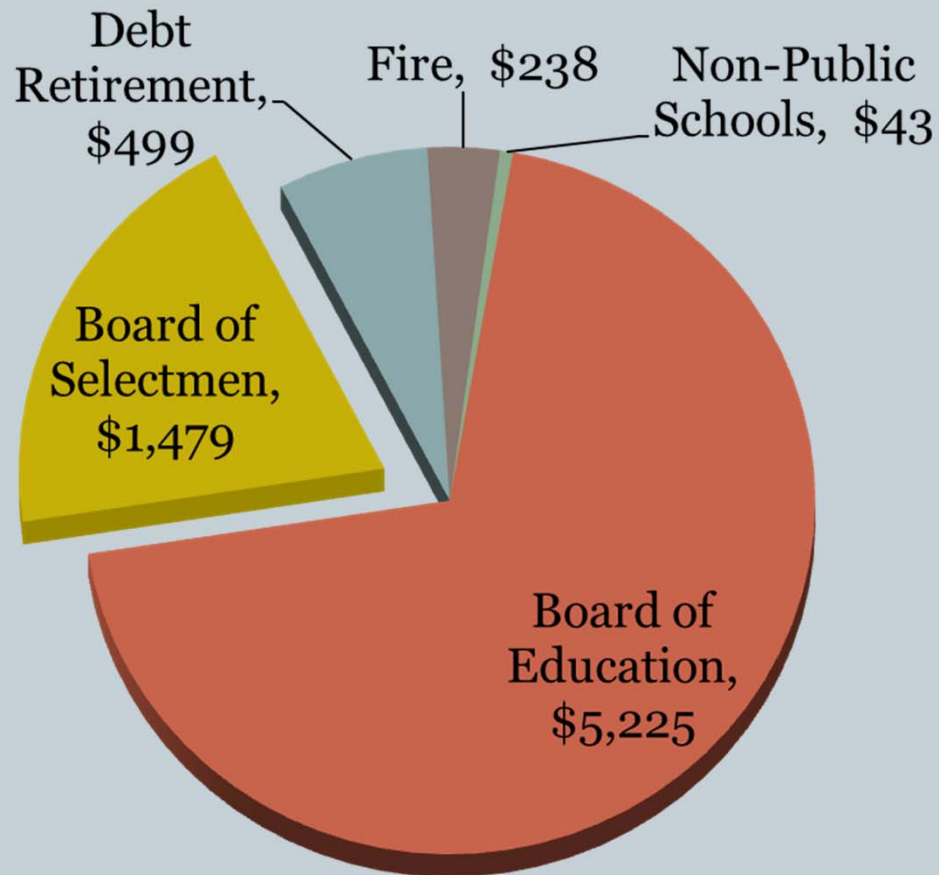
Which indicates an average home value of approx. \$330,000

Using the current **32.40 Mill Rate** and the **2011 Grand List**,  
the Median Tax Bill in Simsbury is approximately **\$7,484**

# Where Do Your Tax Dollars Go?



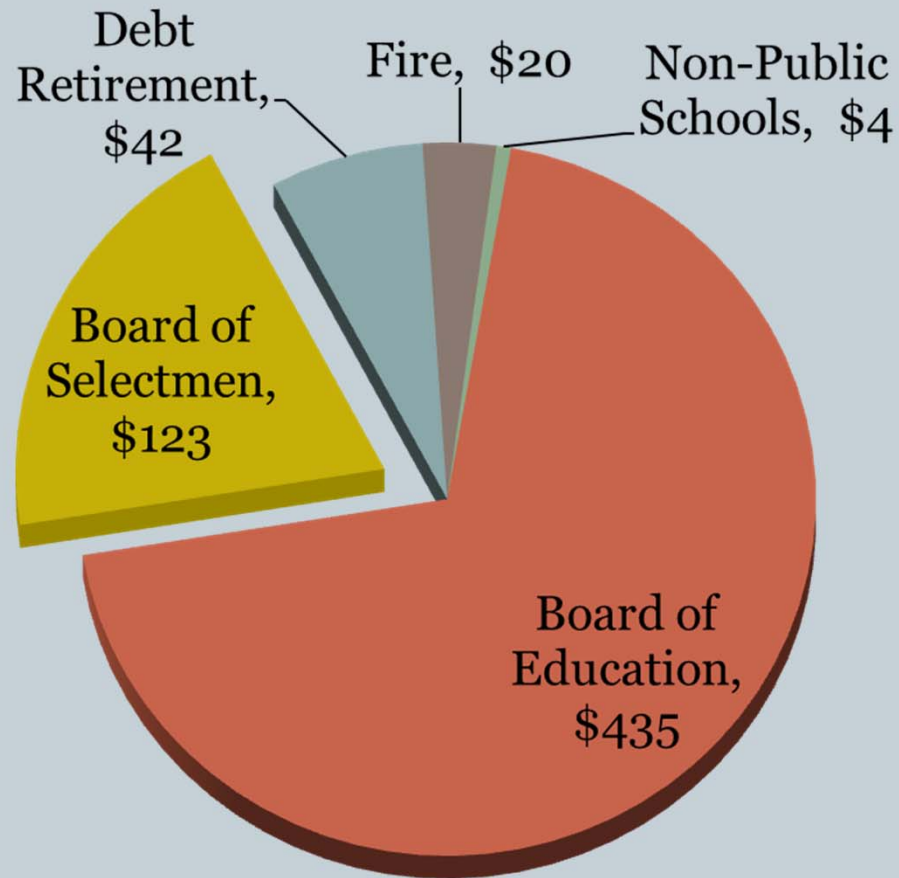
## Median 2012 Tax Bill of \$7,484 Per Year



# Where Do Your Tax Dollars Go?



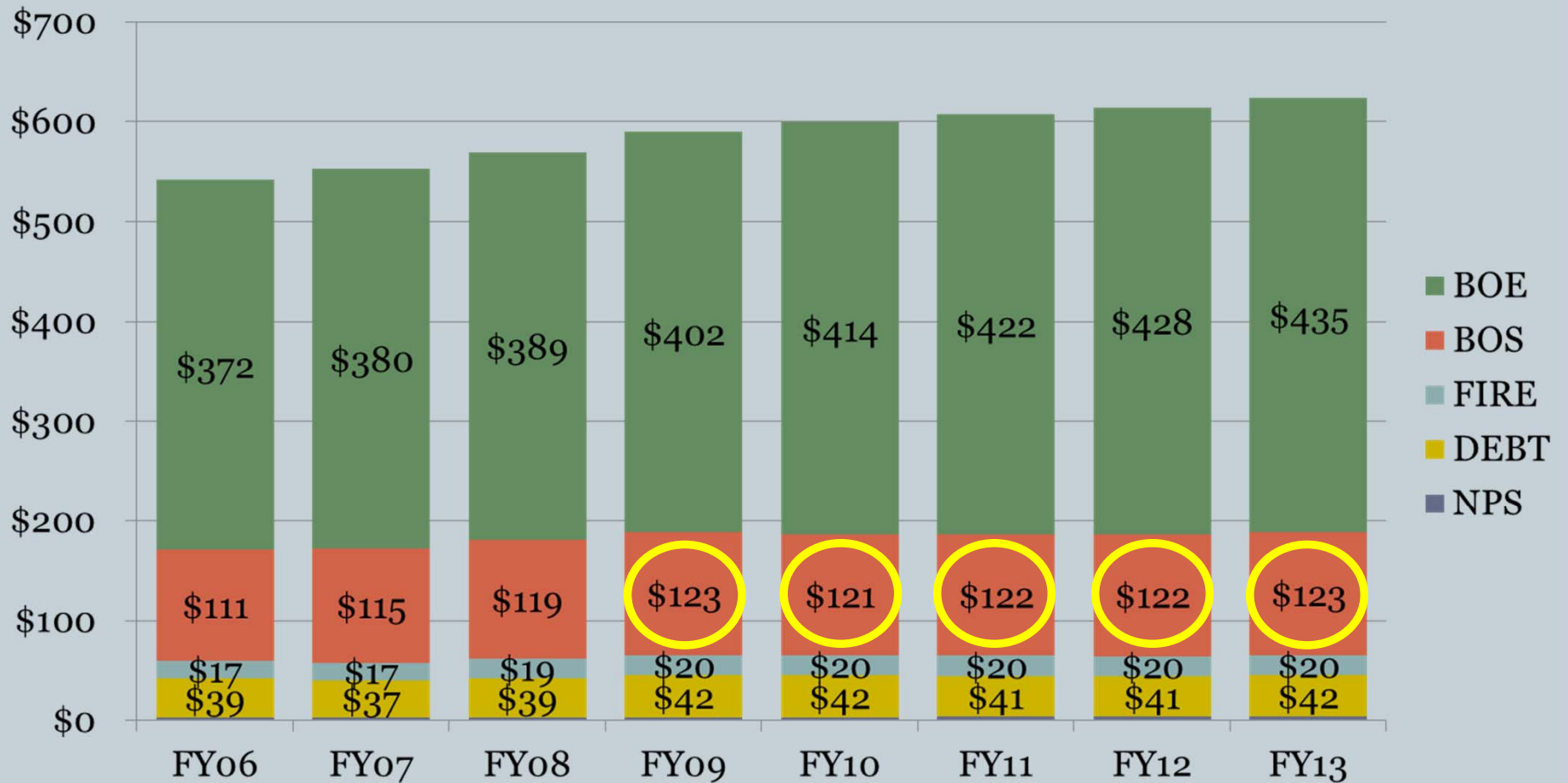
## Median 2012 Tax Bill of \$624 Per Month



# Where Do Your Tax Dollars Go?



## Monthly Median Tax Bill Over 8 Years



# Where Do Your Tax Dollars Go?



## \$123 Per Month Paid For:

- **Police Protection**
  - 35 Sworn Police Personnel
  - 33,311 Police Calls for Service in FY 2011-2012
- **Road Paving and Maintenance**
  - 164 Miles of Town Roadway and 3,850 Catch Basins
  - 20 Miles of Road Resurfacing; 9 Miles Cracksealed
  - 92 Crosswalks re-painted
- **Snow Removal and Treatments**
  - 18 Highway Dept. Personnel & 12 Plow Trucks

# Where Do Your Tax Dollars Go?



## \$123 Per Month Paid For:

- **Library Services**
  - 477,650 Items Circulated by 14,149 Borrowers
  - 34,556 Patrons Attended Library Programs
  - Library Staff Answered 53,306 Questions
- **Town Hall Services**
  - 140 Land Use Applications Processed
  - 766 Building Permits Issued
  - 1,981 Inspections Performed
  - 15,206 Registered Voters
  - 274 Marriage Licenses Issued

# Where Do Your Tax Dollars Go?



## **\$123 Per Month Paid For:**

- **Engineering and Capital Project Services**
  - 9 Capital Projects Managed Valued at \$8.2 Million
  - Grants Managed Valued At \$3.8 Million
- **Emergency Response**
  - 5 Major Natural Disaster Incidents in Past 2 Years
  - 5,048 Devices Registered on Simsbury Alerts & CTAlerts
  - 264 Storm-Related Tweets to 512 Followers in 15 Months
  - 64 Storm-Related Press Releases Issues in 2 Years

# Where Do Your Tax Dollars Go?



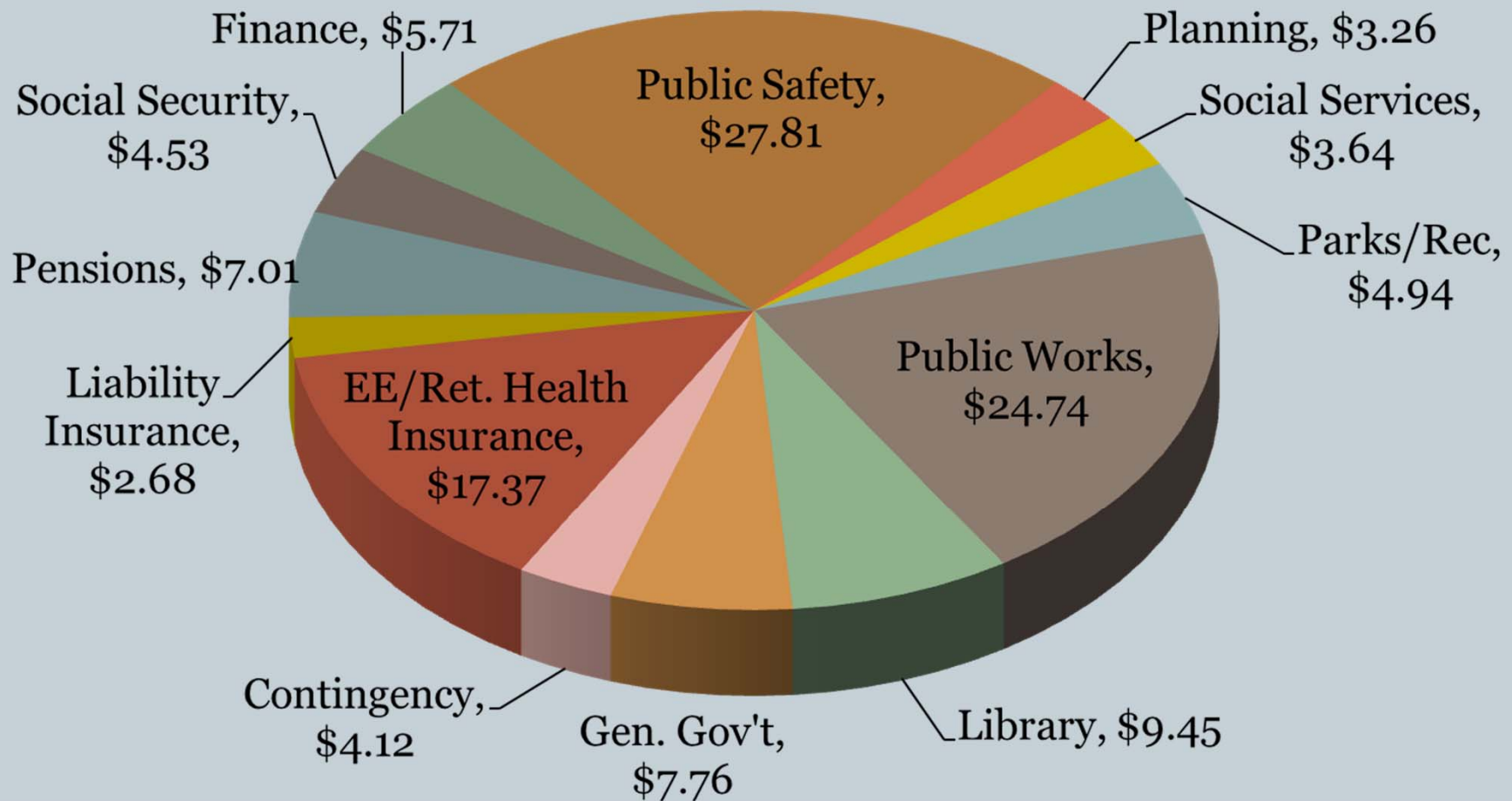
## **\$123 Per Month Paid For:**

- **Parks, Pools & Recreational Services**
  - 2,300 Acres of Open Space
  - 440 Acres of Town-Owned Parks
  - 30 Playing Fields and 2 Aquatic Areas
  - Over 30,000 Users of Simsbury Farms Pool
  - 39,568 Rounds of Golf at Simsbury Farms
- **Social Services and Senior Center**
  - 11,336 Dial-A-Ride Passengers Travelling 67,127 Miles
  - 8,539 Requests for Social Services
  - 972 Senior Center Fitness Classes Offered



# Where Do Your Tax Dollars Go?

**\$123 per month to the BOS pays for:**



# BOS Budget History



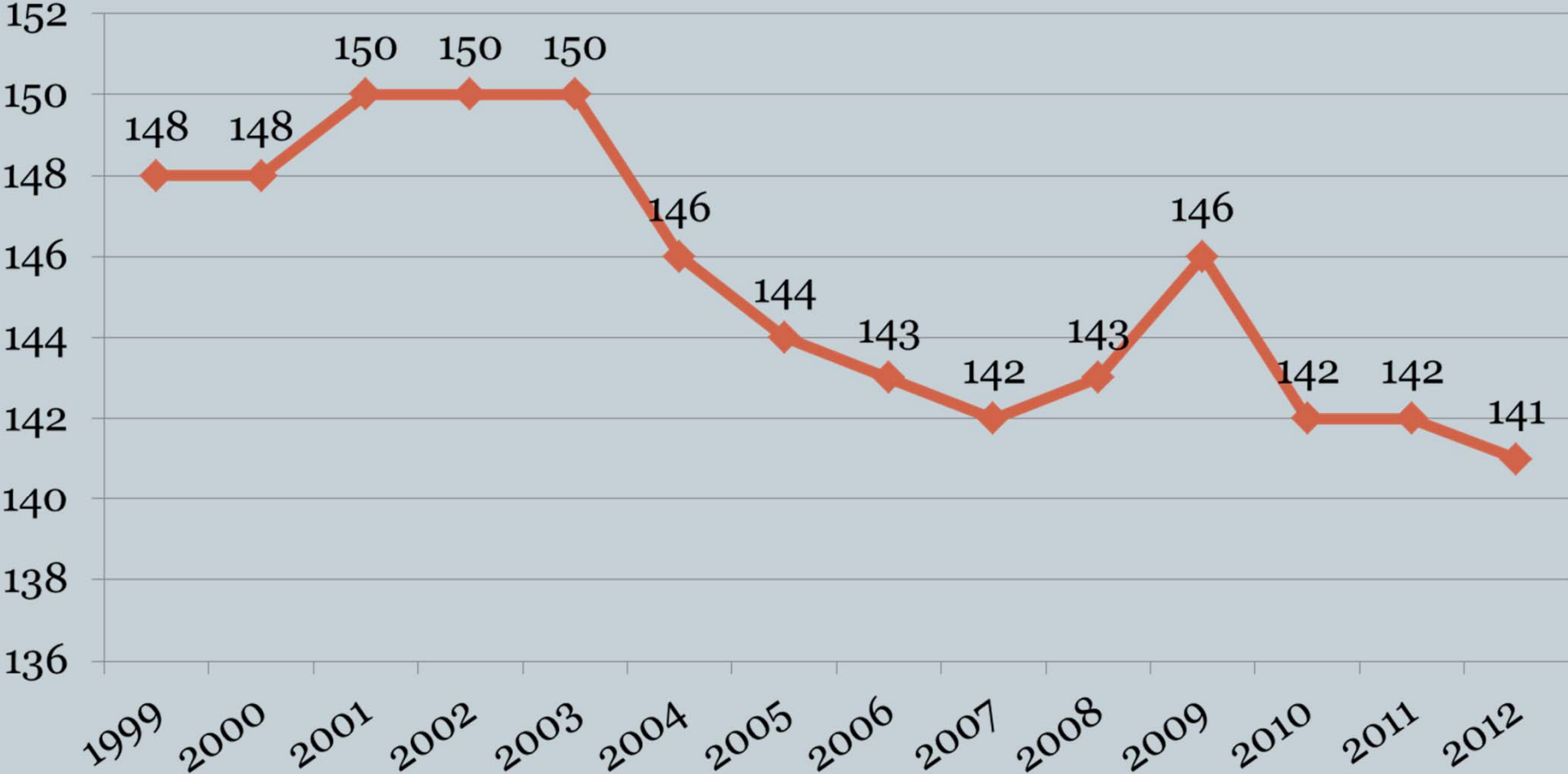
## Board of Selectmen 8-Year Budget Comparison

<u>FY 2005</u>	<u>FY 2009</u>	<u>Net Difference</u>	
\$14,910,340	\$18,332,609	\$3,422,269	Increase
		22.95%	Increase
<u>FY 2009</u>	<u>FY 2013</u>	<u>Net Difference</u>	
\$18,332,609	\$18,038,600	(\$294,009)	Decrease
		-1.60%	Decrease

# BOS Budget History



## Town Full-Time Employees 1999-2012



# Cost Saving Efforts



- Over 40 Grants Received in Recent Years
  - **Totaling \$8,360,050**
- Volunteer Positions
  - **More than 30 Volunteer Boards & Commissions**
- Retiree Health Plan Switch
  - **Saving \$240,000 per year**
- Online Tax Payment Option
  - **4,400 Users**
- Energy Saving Awards Received
  - **Totaling \$400,000**

# Board of Selectmen Budget



- **Department Requests:**
  - ✦ \$19,046,918 (5.59% increase)
- **First Selectman Recommended:**
  - ✦ \$18,128,810 (0.50% increase)
- **Board of Selectman Added \$27,880:**
  - ✦ \$18,156,690 (0.65% increase)
    - Planning consultant for The Hartford property
    - Additional funding for School Resource Officer

# Board of Selectmen Budget



- **Board of Selectman Adopted Budget:**
  - ✦ **\$18,347,575 (1.71% increase; \$308,975)**
    - \$190,885 for pension interest assumption change recommended by the Board of Finance
    - Part-time Building Official
    - Farmington Valley Health District Increases
    - General Liability Insurance Increases
    - Wage Increases per Settled Union Contracts

# Next Steps in the Budget Process



- **BOS Budget Presentation to Board of Finance**
  - March 27<sup>th</sup> at 5:30pm
- **Board of Finance Public Hearing**
  - April 9<sup>th</sup> at 7:30pm, Simsbury High School Amphitheatre
- **Board of Finance Public Hearing (Final)**
  - April 24<sup>th</sup> at 7:30pm, Simsbury High School Amphitheatre
- **Budget Referendum**
  - May 14<sup>th</sup> at Henry James Junior High School