




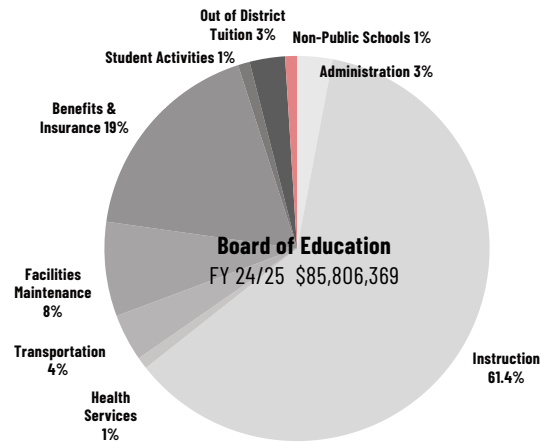
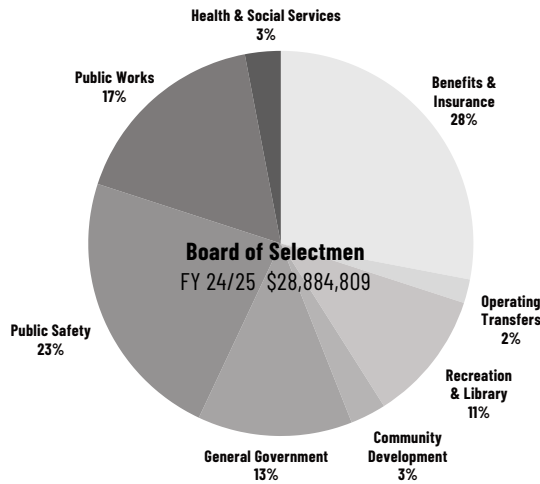
Simsbury Board of Education
 Simsbury Board of Selectmen
 933 Hopmeadow Street
 Simsbury, CT 06070

Inside...

- Proposed Board of Selectmen & Board of Education Budgets
- Budget Highlights
- Key Facts about Simsbury Public Schools



**Don't Forget!
 Friday, May 10th**



Budget Drivers:

- \$1.5 million reduction in revenue due to decrease in motor vehicle mill rate reimbursement
- Nominal grand list growth (0.06%), resulting in minimal increase in new tax revenue
- One-time ARPA funding has been fully spent
- Second year of debt service costs for Latimer Lane Elementary School renovation project

Year-by-Year Budget Data:

Item	20-21	21-22	22-23	23-24	24-25	10 Yr Avg.	5 Yr Avg.
BOS Operating Budget	0.56%	3.63%	21.14%	4.69%	-8.82%	4.60%	4.24%
BOE Operating Budget	2.01%	2.18%	3.47%	6.69%	4.41%	2.73%	3.75%

For More Information:

- All town budget materials can be viewed at www.simsbury-ct.gov/budget
- All Board of Education budget materials can be viewed at www.simsbury.k12.ct.us/boe/budget



Dear Simsbury Neighbor:

On Friday, May 10th, you will have the opportunity to vote on the 2024-25 Town and Education operating budgets, capital budgets, and special revenue budgets. The information presented here is intended to help you make an informed choice. Voting will take place at the **Town Hall located at 933 Hopmeadow Street from 6 am - 8 pm**. Thank you for participating this important process!

BUDGET OVERVIEW

Town of Simsbury General Fund Budgets	FY 2023/24 Budget	FY 2024/25 Proposed	Dollar Change	Percent Change
Town Operating Budget	\$31,679,397	\$28,884,809	(\$2,794,588)	-8.82%
School Operating Budget	\$81,576,437	\$85,217,644	\$3,641,207	4.46%
Non-Public School Budget	\$605,699	\$588,724	(\$16,975)	-2.80%
Debt Service & Capital	\$7,806,810	\$8,049,225	\$242,415	3.11%
Gross Expenditures	\$121,668,343	\$122,740,402	\$1,072,059	0.88%
Anticipated Non-Tax Revenue	\$17,154,066	\$14,075,329	(\$3,078,737)	-17.95%
Balance to be Raised by Local Taxes	\$104,514,277	\$108,665,073	\$4,150,796	3.97%

REFERENDUM QUESTIONS

These are the items you will be voting on when you walk into the booth on May 10th:

Operating Budgets

- #1 Board of Selectmen Budget, \$28,884,809
- #2 Board of Education Budget, \$85,217,644

Special Revenue/Other Budgets

- #3 Sewer Fund, Residential Rental Properties, Simsbury Farms, Non-Public Schools, Debt Service & Capital, and Capital Non-Recurring, \$19,512,894

Capital Projects*

- #4 Old Drake Hill Road Flower Bridge Rehabilitation, \$2,764,000 (\$495,000 bonds; \$2,269,000 prior authorizations)
- #5 Simsbury Meadows Performing Arts Center Bandshell Addition, \$2,782,881 (\$900,000 grant funds; \$1,032,881 donations; \$500,000 capital reserve funds; \$350,000 prior authorizations)

*By Town Charter, these projects will be voted on at the referendum because the cost of each project exceeds 2% of the annual Town Budget.



Board of Education Budget:

- \$85,217,644
- 4.46% increase
- \$3,641,207 increase

Board of Selectmen Budget:

- \$28,884,809
- -8.82% decrease
- Decrease reflects one-time ARPA funding in 2024; new spending includes increase of \$963,245

Mill Rate Impact:

Current Mill Rate: 30.82
Proposed Mill Rate: 32.26

Annual Median Home Impact:

Current Median Home Taxes: \$8,705
Proposed Median Home Taxes: \$9,112
Increase of \$408; Change of 4.68%

Note: Mill rate is estimated until the final rate is set by the Board of Finance following the referendum and does not include Fire District mill rate or taxes.

KEY FACTS ABOUT SIMSBURY PUBLIC SCHOOLS

Enrollment History & Projections as of October 1

	2022	2023	2024*
Elementary Schools K-6	2,176	2,177	2,190
Middle School 7-8	627	634	678
High School 9-12	1,261	1,293	1,293

Total 4,064 4,104 4,128
*NESDEC projections

Benchmarking Per Pupil Expenditures 2022-23 Comparative Data

Simsbury..... **\$19,517**

- Per pupil spending is 64th out of 169 of all towns in Connecticut
- Per pupil spending is 15th out of 27 of all towns in the Hartford area
- Per pupil spending is the 7th out of 21 of all Demographic Reference Group B towns

Demographic Reference Group B Average..... **\$20,411**

State Average..... **\$21,657**

Source CT State Department of Education - Bureau of Grants Management

MARK YOUR CALENDARS!

Referendum Vote is Friday, May 10th from 6 am - 8 pm at the Town Hall, 933 Hopmeadow Street, Simsbury. **Simsbury is your town so don't forget to vote!**

