


Board of Selectmen Approved Budget

2017-2018



Simsbury: A Great Place to Live



Ranked #9 Best Place to Live in America.

Simsbury is a great place to live, learn, retire and do business.

Simsbury: A Great Place to Live



Simsbury: A Great Place to Live



Simsbury: A Great Place to Live



Simsbury: A Great Place to Live



Simsbury: A Great Place to Live



Board of Selectmen Approved Budget

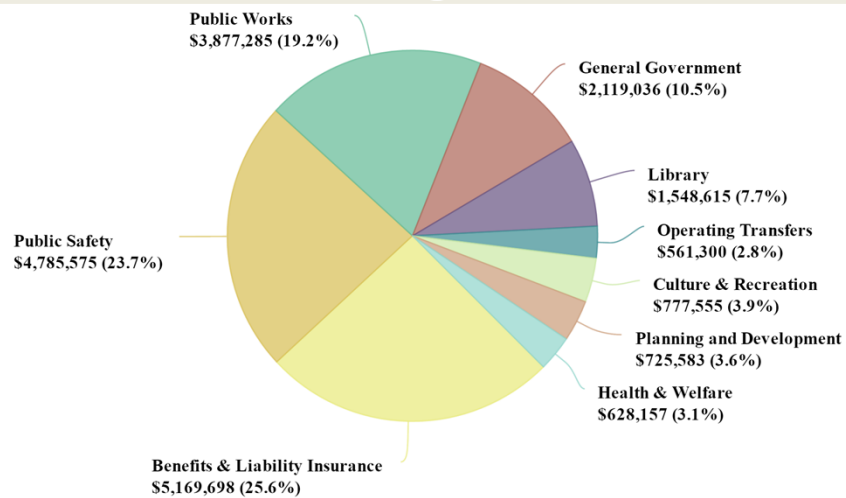
This budget responsibly preserves
Simsbury as the beautiful place we call
home in the most cost efficient manner.

Board of Selectmen Approved Budget

The FY 17-18 BOS Approved Budget is

- ✦ \$ 20,192,804
- ✦ Increase of \$ 702,361
- ✦ 3.60% over last year's Town Budget
- ✦ 0.75% over total Town/BOE Budget
- ✦ \$4.26 per month for median taxpayer
(Including savings from Capital/Debt Service reduction)

Board of Selectmen Approved Budget



BOS Budget History

Recent Budget Increases

2009-10	-3.04%
2010-11	0.27%
2011-12	0.21%
2012-13	0.99%
2013-14	1.71%
2014-15	1.98%
2015-16	0.84%
2016-17	3.30%

**8 Year Average Increase of
0.78%**

**Last 3 Years:
Flat Mill Rate**

Budget Objectives

Sound Budgeting	Culture, Education, and Recreation
Safe Community	Transportation
Environmental Health	Neighborhood Livability and Social Health
Economic Health	High Performing Government

Major Town Accomplishments



- \$700,000 in grants for streetscape and a multipurpose trail
- OpenSimsbury budget portal
- Maker Space at the Library
- Facilitated an Easement Exchange to support the Tariffville water tank replacement
- Closed two pension plans for new hires in two unions
- Renovated tennis courts and built a warming center at Simsbury Farms

Major Town Accomplishments



- Completed a truck wash and salt shed at Public Works
- Completed a joint IT study with the BOE to ensure coordination, efficiencies and cybersecurity.
- Library completed its strategic plan
- Planning kicked off the update for the POCD
- Installed an electric vehicle charging station in town hall.

Budget Context

- Social Security COLA: 0.3%
- Grand List Decrease of 1.0%
- Consumer Price Index (CPI) of 2.5%
- U.S. Inflation Rate of 2.5%
- Unemployment Rate of 2.7% (4.4% Statewide)
- Decrease in State Aid
- Mill Rate Considerations
- Loss of The Hartford Revenue & Future Development

Governor's Proposed Budget

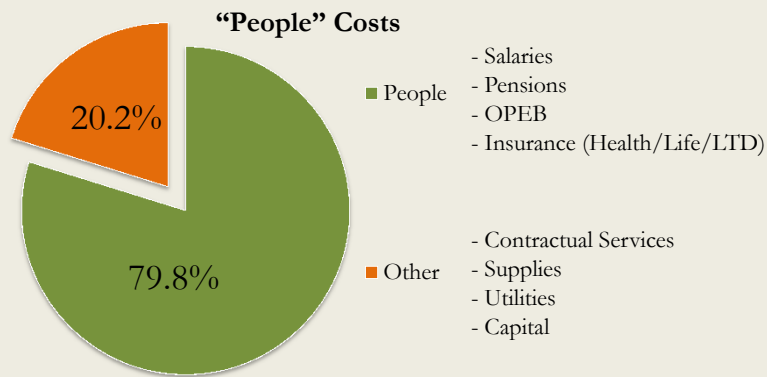
- \$4.3 Million budget impact
- Nearly a 6% tax increase (2.11 mills)
- Proposed Car Tax Cap of 32 Mills



Cost Drivers of the Budget

Description	Amount	Percent of Budget
Health, Pension & Social Security Required Increases	\$383,053	1.97%
Negotiated Salary Increases	\$228,217	1.17%
Contractual Services (Legal Services, Financial Services, GIS, MS-4 Compliance, Emerald Ash Borer, Town Manager Recruitment, etc.)	\$200,428	1.03%
Increased Staffing Hours in Building Dept. to Meet Demand	\$57,371	0.29%
Addition of Police Dispatch position to meet increasing population needs	\$56,335	0.29%
Total	\$925,404	4.75%

Cost Drivers of the Budget



If the budget was increased **only** by negotiated salaries and benefits the total budget would have to increase by 3.50%.

Cost Savings in the Budget

Description	Amount	Percent of Budget
Road paving policy shift to road maintenance	\$100,000	0.51%
Elimination of full-time IT Staff position	\$50,000	0.26%
Electricity savings from installation of LED street lights	\$28,250	0.14%
Elimination of part-time Communications Staff position	\$19,600	0.10%
Elimination of part-time Circulation Assistant Staff position	\$8,700	0.04%
Reduction in hours for a part-time Police Clerk	\$6,403	0.03%
Total	\$212,953	1.09%

Savings Through Regional Initiatives

- Public Works participating in ezIQC Procurement Program
- Member of regional health district
- Cybersecurity protection in municipal insurance policies resulting in savings of \$10,000 per year and reduces risk as part of CIRMA
- Joined regional insurance captive, CT Prime
- Multi-town hazardous waste collection.
- Multi-town shared purchase of Public Works equipment.
- Voice-Over Internet Protocol through regional initiative - CRCOG.
- Participate in regional bids to leverage volume and reduce costs.
- Joined CRCOG regional nutmeg network.

Savings From Shared Services w/ BOE



- BlumShapiro technology needs analysis.
- Shared Resource Officers.
- Town maintenance of school athletic fields.
- Shared information technology staff.
- Shared technology network and fiber infrastructure.
- Shared employee participation in wellness programs.
- Energy management and procurement.
- Shared financial management system (Finance Plus System).
- Shared engineering position.
- Shared facilities at Town Forest Road and Town Hall.

Savings in Employee Benefits



- Made additional payments to pension and other post-employment benefit (OPEB) funds to reduce the Annually Required Contribution (ARC) payment in the operating budgets.
- Closure of pension plans to new hires in two unions will lead to greater fiscal stability in the future.
- Health care consolidations.
- Through the Town's collective bargaining process Town employees have helped offset increased costs by agreeing to increased pension and OPEB fund contributions and increased healthcare co-payments. *Thank you to Town staff for this and for all they do for the people of Simsbury.*

Additional Savings

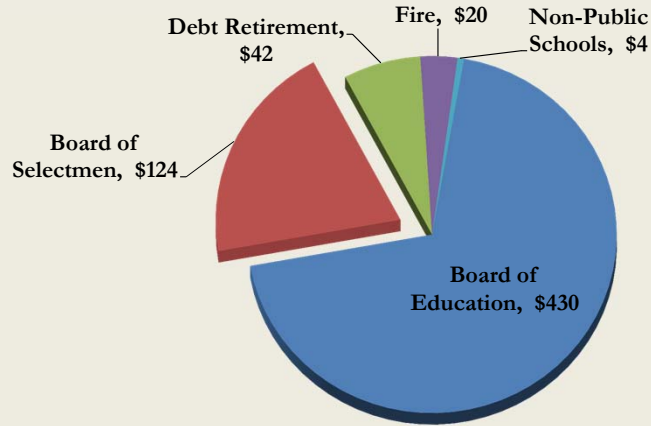
- Print/copy management at the Library to save money.
- Police used asset forfeiture funds to pay for bulletproof vests.
- eRecordings under the Town Clerk to improve service/reduce costs.
- Town building energy upgrades.
- Use of Cloud technology to reduce hardware costs.
- Purchase of street lamps and conversion to LED lighting to reduce electricity costs.
- Refinancing of capital bonds.
- Equipment upgrades at Public Works for electricity savings and for controls on salt spreaders to reduce waste.

Cost Drivers of the Budget

- **Median Simsbury Household Income:**
 - \$117,577
- **Median Town Employee Salary:**
 - \$61,450 (Town)
 - \$86,944 (Police)
- **Average Simsbury Employee Pension:**
 - \$13,995 (Town)
 - \$33,264 (Police)

Where Do Your Tax Dollars Go?

Median 2016-2017 Tax Bill of \$620 Per Month



What Do Your Tax Dollars Pay For?

What Do You Get for \$124 per month?



Comparative Tax Increases

Town	2015	2016	2017	3-year total
Avon*	2.8%	1.7%	2.5%	7.0%
South Windsor	1.7%	2.9%	2.2%	6.8%
Farmington	1.2%	2.9%	2.7%	6.8%
Granby	2.0%	2.0%	2.0%	6.0%
Glastonbury	1.6%	1.3%	0.8%	3.7%
Simsbury	-0.5%	-0.1%	0.1%	-0.5%

*Avon FY15 calculated on tax revenue budget due to revaluation year.

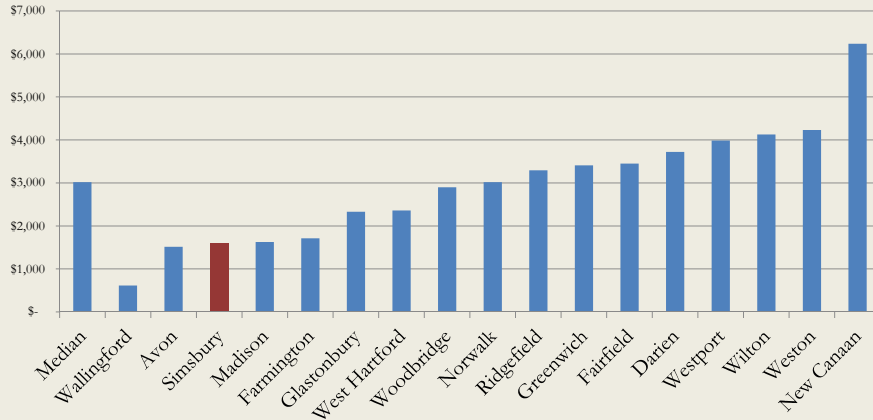
Board of Selectmen Approved CIP

❑ Major Capital Budget Proposals

- HJMS - Renovation - Phase 3
- Senior/Community Center
- Finance Security Upgrades
- SF Rink/Pool Improvements
- Bridge Improvements
- Library Lower Level Improvements
- SHS Tennis Court Replacement
- *Other Projects Outlined on CIP in Budget Book*

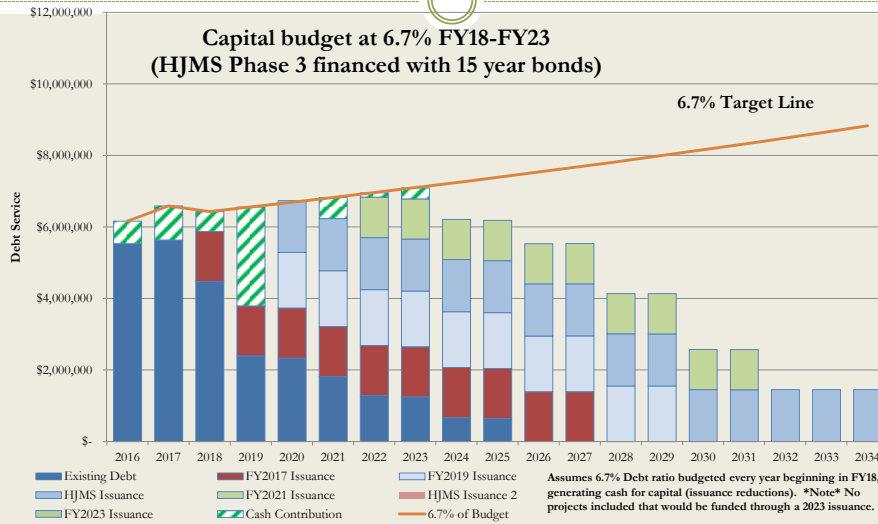
Board of Selectmen Approved CIP

Direct Net Debt Per Capita (CT Aaa Towns)
(Source: PFM 2016 Survey)



Board of Selectmen Approved CIP

Capital budget at 6.7% FY18-FY23
(HJMS Phase 3 financed with 15 year bonds)



Board of Selectmen Approved Budget



**Thank you to the Board of
Selectmen, Town Department Heads,
Staff and Director of Finance for
their help in preparing the Board of
Selectmen's Budget.**

Board of Selectmen Approved Budget



Budget Documents
Available Online at:

www.simsbury-ct.gov/budget