

First Selectwoman's Recommended Budget



2017-2018



Simsbury: A Great Place to Live



Ranked #9 Best Place to Live in America.

Simsbury is a great place to live, learn, retire and do business.

Simsbury: A Great Place to Live



Simsbury: A Great Place to Live




Simsbury: A Great Place to Live



Simsbury: A Great Place to Live



Simsbury: A Great Place to Live



Recommended Budget



This budget responsibly preserves
Simsbury as the beautiful place we call
home in the most cost efficient manner.

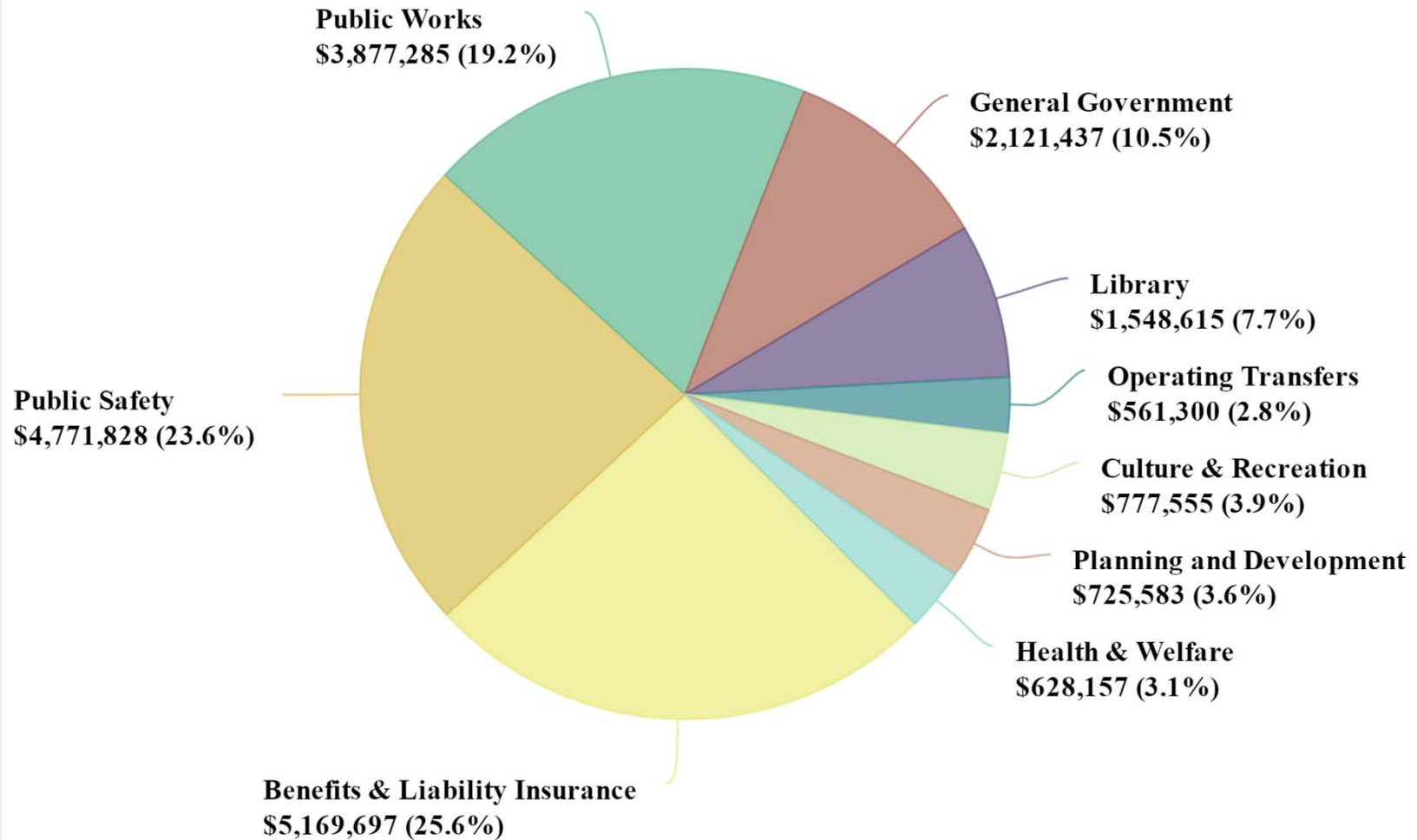
Recommended Budget



The FY 17-18 recommended budget is

- ✦ \$ 20,181,457
- ✦ Increase of \$ 691,014
- ✦ 3.55% over last year's Town Budget
- ✦ 0.73% over total Town/BOE Budget
- ✦ \$4.34 per month for median taxpayer

Recommended Budget



BOS Budget History



Recent Budget Increases

2009-10	-3.04%
2010-11	0.27%
2011-12	0.21%
2012-13	0.99%
2013-14	1.71%
2014-15	1.98%
2015-16	0.84%
2016-17	3.30%

**8 Year Average Increase of
0.78%**

**Last 3 Years:
Flat Mill Rate**

Budget Objectives



Sound Budgeting	Culture, Education, and Recreation
Safe Community	Transportation
Environmental Health	Neighborhood Livability and Social Health
Economic Health	High Performing Government

Major Town Accomplishments



- \$700,000 in grants for streetscape and a multipurpose trail
- OpenSimsbury budget portal
- Maker Space at the Library
- Facilitated an Easement Exchange to support the Tariffville water tank replacement
- Closed two pension plans for new hires in two unions
- Renovated tennis courts and built a warming center at Simsbury Farms

Major Town Accomplishments



- Completed a truck wash and salt shed at Public Works
- Completed a joint IT study with the BOE to ensure coordination, efficiencies and cybersecurity.
- Library completed its strategic plan
- Planning kicked off the update for the POCD
- Installed an electric vehicle charging station in town hall.

Budget Context



- Social Security COLA: 0.3%
- Grand List Decrease of 1.0%
- Consumer Price Index (CPI) of 2.5%
- U.S. Inflation Rate of 2.5%
- Unemployment Rate of 2.7% (4.4% Statewide)
- Decrease in State Aid
- Mill Rate Considerations
- Loss of The Hartford Revenue & Future Development

Governor's Proposed Budget



- \$4.3 Million budget impact
- Approximately 6% tax increases (2.23 mills)
- Proposed Car Tax Cap of 32 Mills



Cost Drivers of the Budget

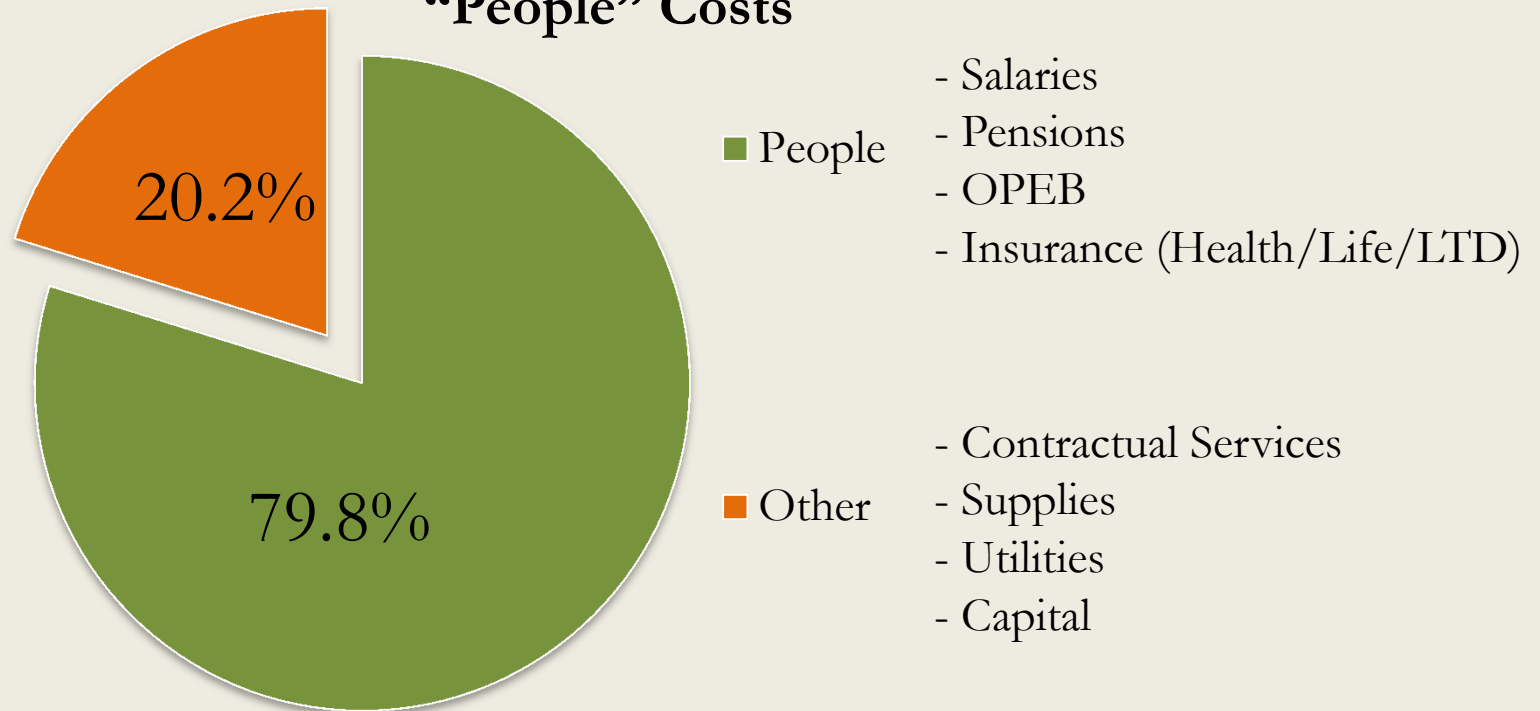


Description	Amount	Percent of Budget
Health, Pension & Social Security Required Increases	\$383,053	1.97%
Negotiated Salary Increases	\$228,217	1.17%
Contractual Services (Legal Services, Financial Services, GIS, MS-4 Compliance, Emerald Ash Borer, Town Manager Recruitment, etc.)	\$200,428	1.03%
Increased Staffing Hours in Building Dept. to Meet Demand	\$57,371	0.29%
Addition of Police Dispatch position to meet increasing population needs	\$56,335	0.29%
Total	\$925,404	4.75%

Cost Drivers of the Budget



“People” Costs



If the budget was increased **only** by negotiated salaries and benefits the total budget would have to increase by 3.50%.

Cost Savings in the Budget



Description	Amount	Percent of Budget
Road paving policy shift to road maintenance	\$100,000	0.51%
Elimination of full-time IT Staff position	\$50,000	0.26%
Electricity savings from installation of LED street lights	\$28,250	0.14%
Elimination of part-time Police Clerk	\$20,150	0.10%
Elimination of part-time Communications Staff position	\$19,600	0.10%
Elimination of part-time Reference Librarian Staff position	\$4,080	0.02%
Total	\$222,080	1.14%

Cost Drivers of the Budget



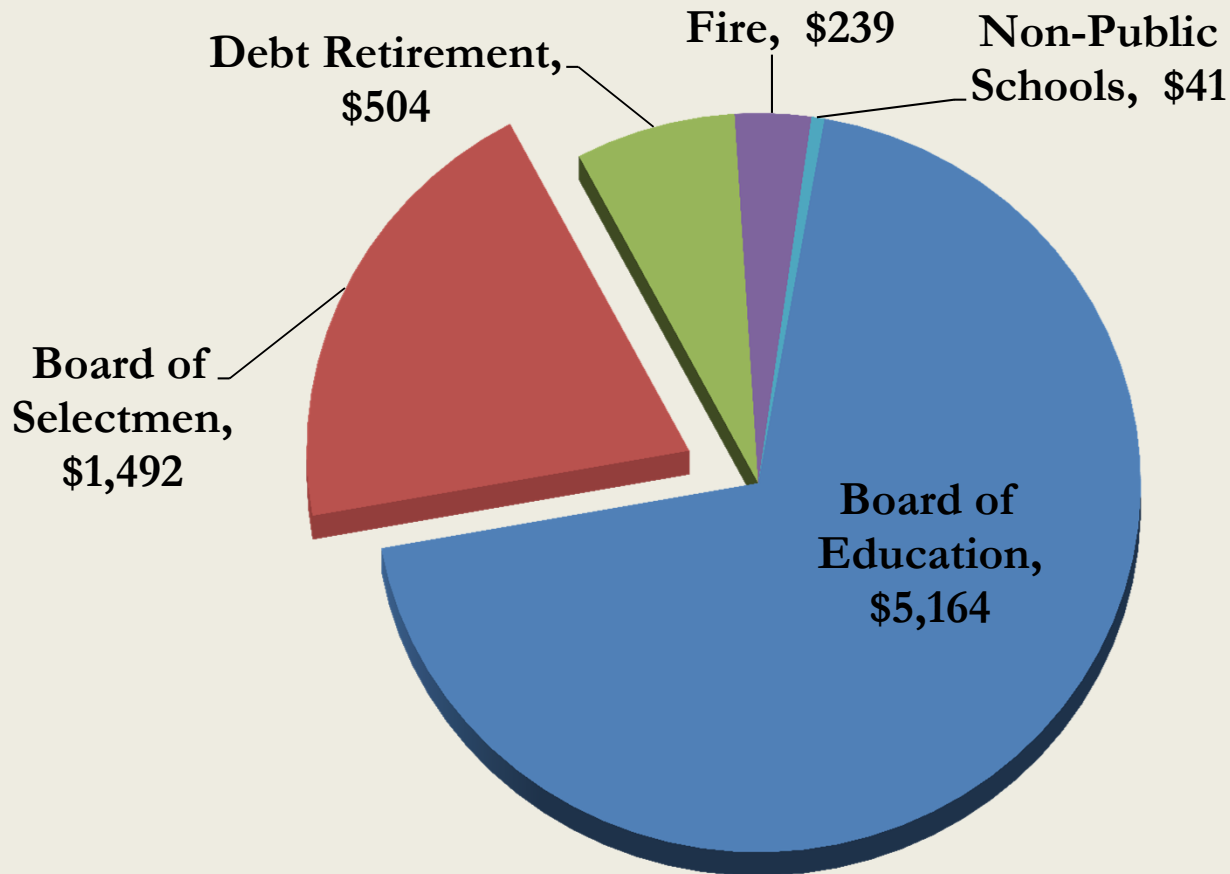
- **Median Simsbury Household Income:**
 - \$117,577
- **Median Town Employee Salary:**
 - \$61,450 (Town)
 - \$86,944 (Police)
- **Average Simsbury Employee Pension:**
 - \$13,995 (Town)
 - \$33,264 (Police)

Where Do Your Tax Dollars Go?



Median 2016-2017 Tax Bill of \$7,440 Per Year

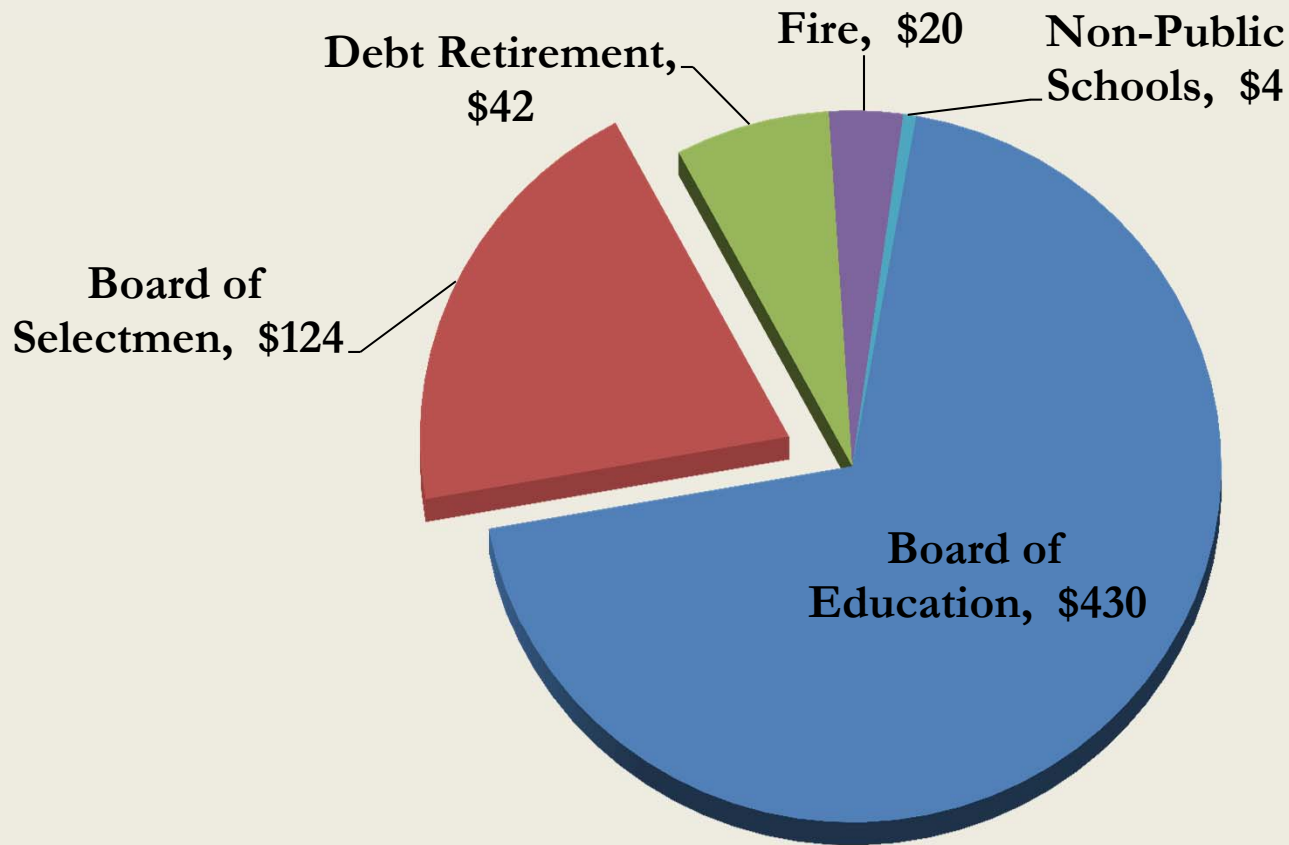
(Median house value of \$277k)



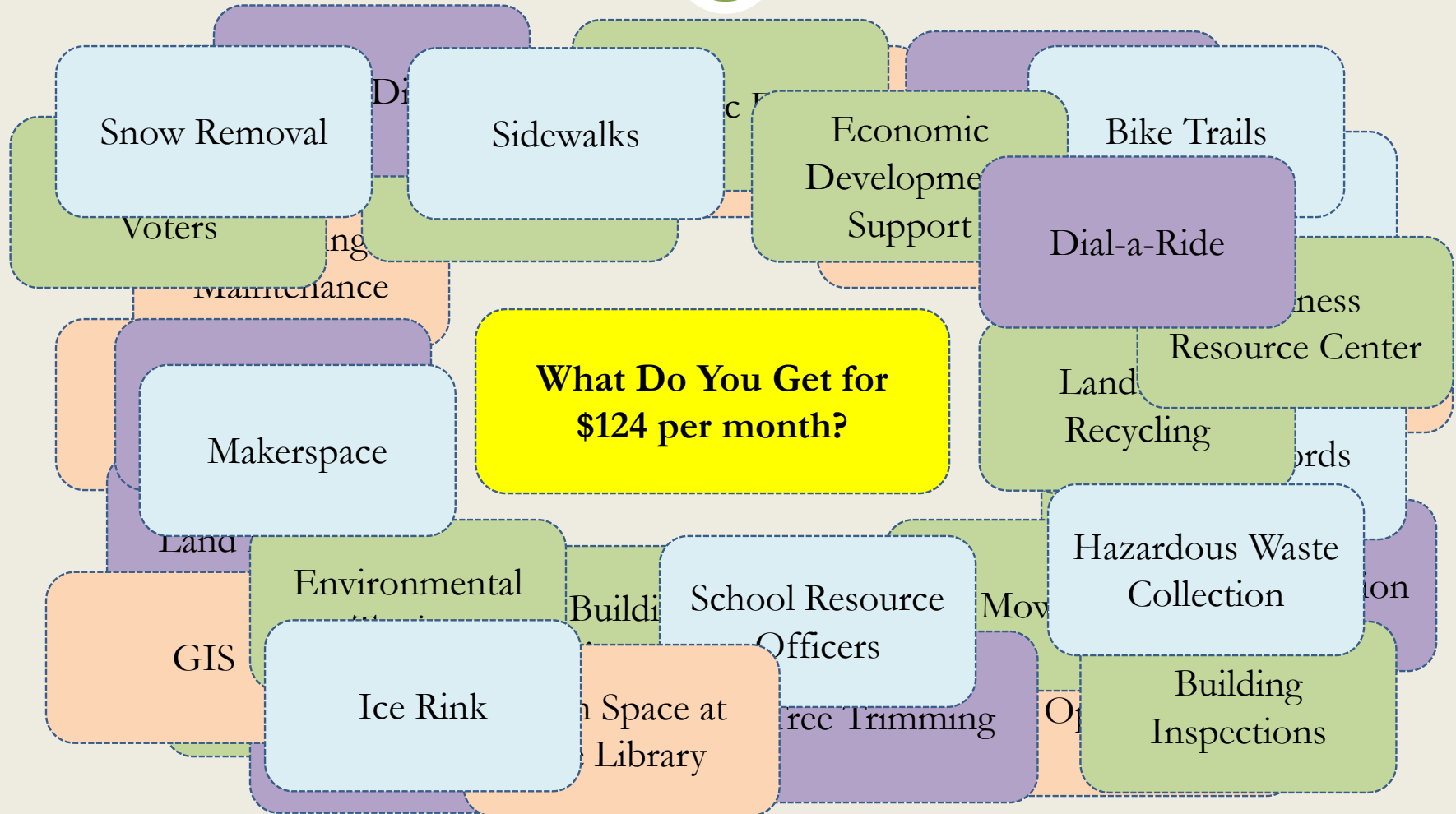
Where Do Your Tax Dollars Go?



Median 2016-2017 Tax Bill of \$620 Per Month



What Do Your Tax Dollars Pay For?



First Selectwoman Recommended Budget



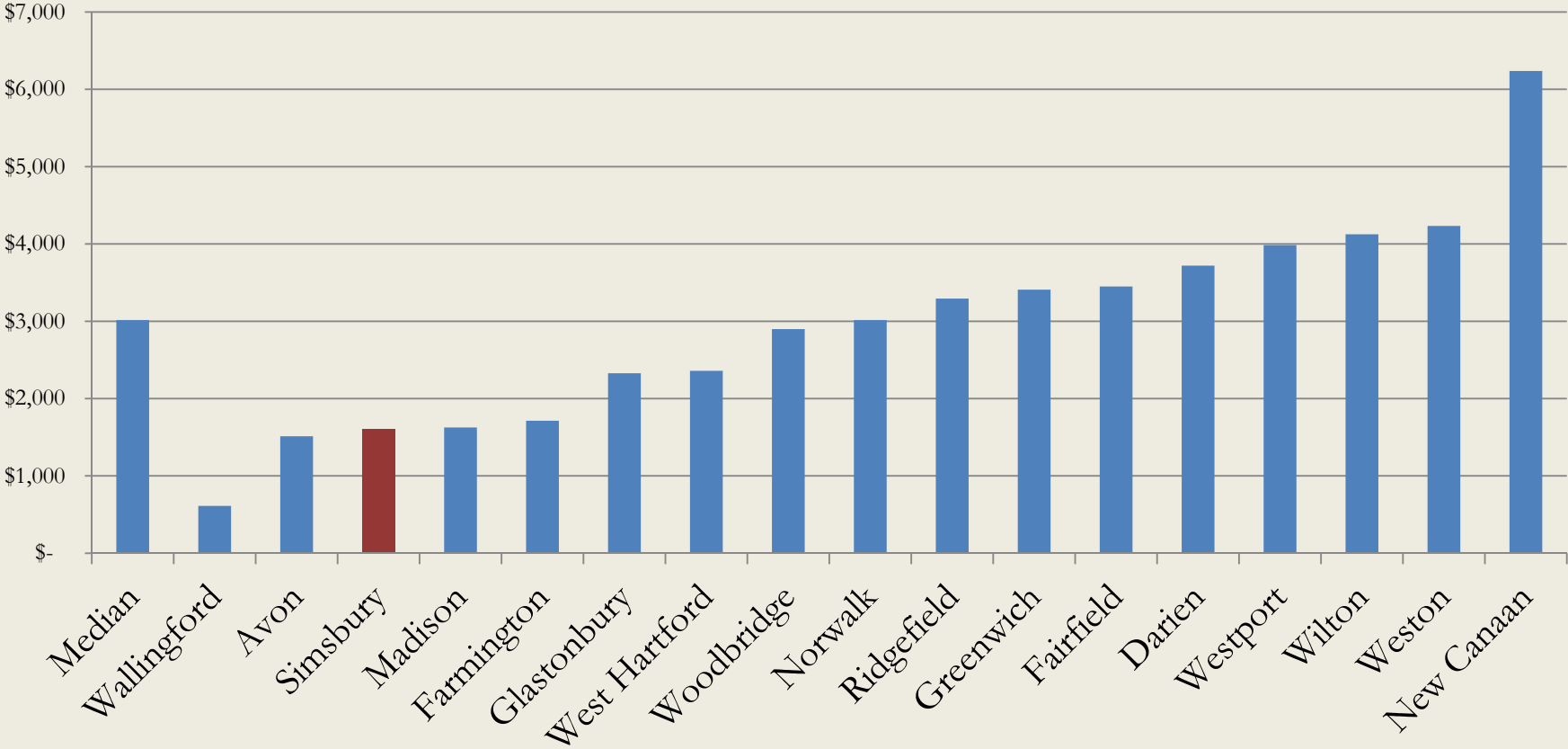
□ Major Capital Budget Proposals

- HJMS - Renovation - Phase 3
- Senior/Community Center
- SF Rink/Pool Improvements
- Bridge Improvements
- Finance Security Upgrades
- Library Lower Level Improvements
- SHS Tennis Court Replacement
- *Other Projects Outlined on CIP in Budget Book*

First Selectwoman Recommended Budget



Direct Net Debt Per Capita (CT Aaa Towns)
(Source: PFM 2016 Survey)

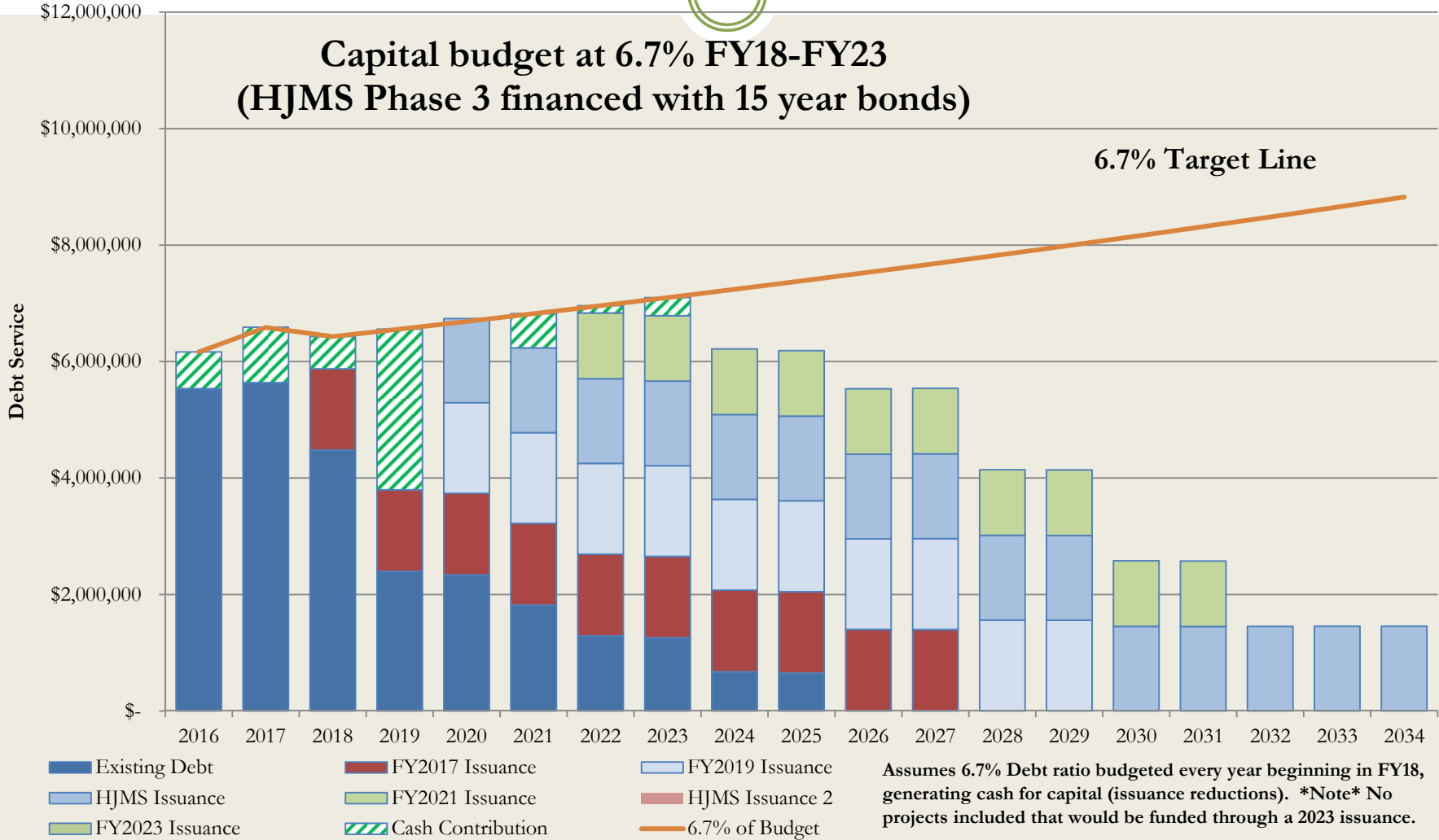


First Selectwoman Recommended Budget



**Capital budget at 6.7% FY18-FY23
(HJMS Phase 3 financed with 15 year bonds)**

6.7% Target Line



Assumes 6.7% Debt ratio budgeted every year beginning in FY18, generating cash for capital (issuance reductions). *Note* No projects included that would be funded through a 2023 issuance.

First Selectwoman Recommended Budget



- ❑ **Budget Workshops**
 - ❑ Saturday, March 4th at 8:00 AM
 - ❑ March 7th, March 9th (If Needed)

- ❑ **BOS Presents to BOF**
 - ❑ Tuesday, March 21st at 5:45 PM

- ❑ **Public Hearing (Operating & Capital)**
 - ❑ Thursday, April 6th at 6:00 PM

- ❑ **Budget Referendum (Tentative)**
 - ❑ Tuesday, June 13th from 6:00 AM – 8:00 PM

First Selectwoman Recommended Budget



**Thank you to Town Department
Heads, Staff and Director of Finance
for their help in preparing the First
selectwoman's Budget.**

First Selectwoman Recommended Budget



Budget Documents
Available Online at:

www.simsbury-ct.gov/budget

Cost Drivers of the Budget



Staffing Proposals

- **Additions:**
 - Police Dispatcher - \$56,335
 - Asst. Building Official - \$57,371 (net of elimination of P/T hours)
- **Position Reductions:**
 - Information Technology position - \$50,000
 - P/T Police Clerk - \$13,747
 - P/T Reference Librarian - \$4,080
 - P/T Communications Specialist - \$19,600